


# Monitoring of Implementation of MDM Programme for the State of Rajasthan

Draft

Second Half Yearly (2014-15) Report  
1st Oct., 2014 to 31st Mar., 2015

District Covered  
Baran, Chittaurgarh, Udaipur



Shiv Charan Mathur Social Policy Research Institute, Jaipur

## CONTENTS

Particulars	Page No.
<i>Foreword</i>	3-3
<i>Acknowledgement</i>	4-4
<i>Abbreviations</i>	5-5
<b>General Information</b>	<b>6-6</b>
Consolidated report for the districts (Baran, Chittaurgarh & Udaipur)	7-17
<b>District-Wise Reports</b>	<b>18-71</b>
<b>District Baran</b>	<b>18-36</b>
<i>Annexures</i>	
Annexure I - List of Sampled Schools for Monitoring of SSA and MDMS	32-32
Annexure II - List of schools with Discrepancy regarding MDMS	33-36
<b>District Chittaurgarh</b>	<b>37-54</b>
<i>Annexures</i>	
Annexure I - List of Sampled Schools for Monitoring of SSA and MDMS	51-51
Annexure II - List of schools with Discrepancy regarding MDMS	52-54
<b>District Udaipur</b>	<b>55-71</b>
<i>Annexures</i>	
Annexure I - List of Sampled Schools for Monitoring of SSA and MDMS	68-68
Annexure II - List of schools with Discrepancy regarding MDMS	69-71

## FOREWORD

**Shiv Charan Mathur Social Policy Research Institute** Monitoring Institute incharge of monitoring of **12** districts of **Rajasthan** State feels privileged to be one of the Monitoring Institution across the country for broad based monitoring of Mid Day Meal programme.

This is the 2<sup>nd</sup> half yearly report for the year **2014-15** and is based on the data collected from **3** districts of **Rajasthan** namely **Baran** district, **Chittaurgarh** district and **Udaipur** district.

I hope the findings of the report would be helpful to both the Govt. of India and the State Government of **Rajasthan** to understand the grassroot level problems as well as achievement and functioning of Mid Day Meal Programme in the State and to plan further necessary interventions.

In this context I extend my hearty thanks to **Prof. Virendra Narain, Sr. Consultant** and **Shri Ramvir Singh Rathore**, Nodal Officer, Monitoring SSA-MDM and his team members who have rendered a good service by taking pains to visit the schools located in the most inaccessible areas and preparing the report in time. I am extremely thankful to the authorities of the State office and the district offices for their unhesitating cooperation during the time of data collection.

**Dr. Sudhir Varma, IAS (Retd.)**  
Director,  
Shiv Charan Mathur Social Policy Research Institute,  
5-D, Jhalana Institutional Area,  
Jaipur (Rajasthan)-302004

## **A c k n o w l e d g e m e n t**

This report would not have been possible without the active support of the State Project Office of MDM for the State of **Rajasthan** and the district offices in respect of the districts visited. We thank the State Project Commissioner, Mid Day Meal and the District Project Coordinators of SSA-RTE for their cooperation.

Our heartfelt thanks are due to the all the officials of SSA-MDM and Education Department who helped the members of the visiting team in conducting field visit and to all the headmasters and teachers in the schools visited who provided us with relevant information.

We also thank all others who have cooperated in the Monitoring and Supervision work.

We also thankful to Govt. of India Officials, Additional Secretary(SE&L), Director (MDM) and Deputy Secretary, Under Secretary, Department of School Education & Literacy, Ministry of Human Resource Development, Shastri Bhawan, C Wing, Room No. 405, New Delhi – 110001 for providing an opportunity to undertake monitoring activities of SSA-MDM and providing funds.

We also thankful to Senior Consultant(Monitoring) MDM, EdCIL(India) Limited, Technical Support Group, Mid Day Meal, Vijaya Building, 5th Floor, 17- Barakhamba Road, New Delhi-110001 looking after the Monitoring Institution activities and their staffs for continues support and valuable guidance from time to time.

We also thankful to The Project Manager (MDM), Ed.CIL (India) Limited, Technical Support Group, MDM, Vijaya Building, 5th Floor, 17- Barakhamba Road, New Delhi-110001 for release of funds from time to time.

**(Ramavir Singh Rathore)**  
Senior Consultant  
& Nodal Officer (Monitoring)

## **ABBREVIATIONS**

<b>ADPC</b>	<b>:</b>	<b>Assistant District Project Coordinator</b>
<b>BEO</b>	<b>:</b>	<b>Block Education Officer</b>
<b>BRC</b>	<b>:</b>	<b>Block Resource Center</b>
<b>CRC</b>	<b>:</b>	<b>Cluster Resource Center</b>
<b>CWSN</b>	<b>:</b>	<b>Children With Special Need</b>
<b>DIET</b>	<b>:</b>	<b>District Institute of Education &amp; Training</b>
<b>DISE</b>	<b>:</b>	<b>District Information System for Education</b>
<b>DEO</b>	<b>:</b>	<b>District Education Officer</b>
<b>DPC</b>	<b>:</b>	<b>District Programme coordinator</b>
<b>GoI</b>	<b>:</b>	<b>Government of India</b>
<b>HM</b>	<b>:</b>	<b>Head Master</b>
<b>KGBV</b>	<b>:</b>	<b>Kasturba Gandhi Balika Vidhyalaya</b>
<b>MDM</b>	<b>:</b>	<b>Mid Day Meal</b>
<b>MI</b>	<b>:</b>	<b>Monitoring Institution</b>
<b>MIS</b>	<b>:</b>	<b>Management Information System</b>
<b>MoU</b>	<b>:</b>	<b>Memorandum of Understanding</b>
<b>NGO</b>	<b>:</b>	<b>Non-Government Organization</b>
<b>OBC</b>	<b>:</b>	<b>Other Backward Cast</b>
<b>PHED</b>	<b>:</b>	<b>Public Health and Engineering Department</b>
<b>PRI</b>	<b>:</b>	<b>Panchayat Raj Institution</b>
<b>PS</b>	<b>:</b>	<b>Primary School</b>
<b>RTE</b>	<b>:</b>	<b>Right to Education</b>
<b>SFG</b>	<b>:</b>	<b>School Facility Grant</b>
<b>SHG</b>	<b>:</b>	<b>Self Help Group</b>
<b>SMC</b>	<b>:</b>	<b>School Management Committee</b>
<b>SSA</b>	<b>:</b>	<b>Sarva Shiksha Abhiyan</b>
<b>SC</b>	<b>:</b>	<b>Schedule Cast</b>
<b>ST</b>	<b>:</b>	<b>Schedule Tribe</b>
<b>ToR</b>	<b>:</b>	<b>Terms of References</b>
<b>UPS</b>	<b>:</b>	<b>Upper Primary School</b>

**2<sup>nd</sup> Half Yearly (2014-15) Monitoring Report of Shiv Charan Mathur Social Policy Research Institute, Jaipur on MDM for the State of Rajasthan for the period of 1<sup>st</sup> October 2014 to 31<sup>st</sup> March, 2015**

**I. GENERAL INFORMATION**

S.N.	Information	Details		
1.	Period of the report	1st October 2014 to 31st March, 2015		
2.	No. of Districts monitored	Three		
3.	Districts' name	1. Baran	2. Chittaurgarh	3. Udaipur
4.	Month of visit to the Districts/Schools (information is to be given district wise i.e. District 1, District 2, District 3 etc)	January 2015	January 2015	January 2015
5.	Total number of govt. elementary schools in the Districts Covered by MI (Information s to be given district wise i.e. District 1, District 2, District 3 etc.)	1950	1683	4153
6.	Number of government elementary schools monitored Information is to be given for district wise i.e. District 1, District 2, District 3 etc.	40	40	40
7.	Number of schools visited by Nodal Officer of the Monitoring Institute	15	16	15
8.	Whether the draft report has been shared with the Commissioner, MDM : YES/NO	YES		
9.	After submission of the draft report to the Commissioner, MDM whether the MI has received any comments: YES/NO	-		
10.	Before sending the reports to the GOI whether the MI has shared the report with Commissioner, MDM.	-		
11.	On the basis of MOU signed between monitoring institute and MHRD and the directions issued by Government of India for monitoring of SSA and MDM interventions, a letter has been written to Commissioner SSA, Government of Rajasthan, Jaipur to direct the field officials of three districts to co-operate and support during field visit. First of all one day meeting was organized with the district officials to conduct detailed discussions with them regarding the selection of schools for monitoring. The selection of schools was done at district level on the basis of schools report cards, ensuring the representation of various types of schools. The schools were selected, taking into account their availability, location and also the specific kind of academic activities. On location basis in the rural – urban context, atleast 8 schools out of total 40 were selected from urban areas. Six schools with special training centres, two with undergoing civil work activity, two National Programme of Education for Girls at Elementary Level, three Computer Aided Learning and 3 Kasturba Gandhi Balika Vidhyala and three schools with minimum of 3 children with special needs, were selected. The remaining schools constituted the ones with specific problems like gender gap, higher proportion of SC/ST/Minority, low retention and higher drop out rate, school located in the area with sizeable out of school children and adversely affected by seasonal migration were selected. The total number of schools selected was 40 per district.			

## CONSOLIDATED REPORT

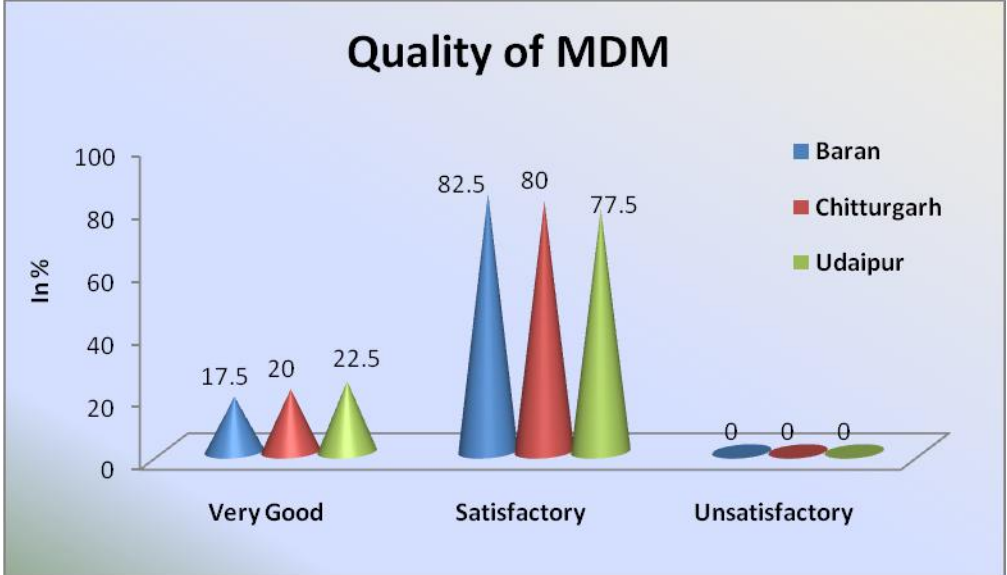
### Districts : Baran, Chittaurgarh & Udaipur

S.N.	District	Issues
1.	<b>Availability of Food grains</b>	
	Baran	<ul style="list-style-type: none"><li>With the consultation of district officials the sample of 40(PS-9+UPS-31) schools, including 3 Madarshah have been identified for the monitoring of MDM programme.</li><li>The buffer stock of foodgrains for one month requirement was found in most of the schools, except one.</li><li>The quality of foodgrains received was of Fair Average Quality (FAQ).</li></ul>
	Chittaurgarh	<ul style="list-style-type: none"><li>The sample of 40(PS-7+UPS-33) schools, including 2 Madarshah have been taken for monitoring of MDM scheme.</li><li>The buffer stock of foodgrains for one month requirement was available in 37(out of 40) schools.</li><li>In most of the sample, except one, the foodgrains was of fair average quality</li></ul>
	Udaipur	<ul style="list-style-type: none"><li>For the monitoring of MDM programme, the sample of 40(PS-14+UPS-26) schools have been taken with the consent of district authority.</li><li>The buffer stock of foodgrain for one month requirement was found in 32(out of 40) schools.</li><li>The quality of received foodgrains was of fair average quality in 39 schools.</li></ul>
2.	<b>Timely Release of Funds</b>	
	Baran	<ul style="list-style-type: none"><li>24(out of 40) schools received funds for honorarium of cooks in time. Remaining 16 schools received it with a delay of 1 to 3 months.</li></ul>
	Chittaurgarh	<ul style="list-style-type: none"><li>Only 17(out of 40) schools received funds in time for honorarium of cooks, while remaining 23 schools received with 2 to 4 month delay.</li></ul>

	<b>Udaipur</b>	<ul style="list-style-type: none"> <li>Funds for honorarium of cooks have been received in time only by 20(50%) schools, Remaining 50% schools received it with average 2 month delay.</li> </ul>												
<b>3.</b>	<b>Availability of cooking cost</b>													
	<b>Baran</b>	<ul style="list-style-type: none"> <li>The availabilities of cooking cost is delayed as seen in the case of honorarium of cooks in the district. In case of delayed payments seen in 16(out of 40) schools, the headmaster managed it either by paying from his pocket or arranging the material on credit.</li> </ul>												
	<b>Chittaurgarh</b>	<ul style="list-style-type: none"> <li>Only 11(out of 40) schools have been received cooking cost in advance, while 29(72.5%) schools received it with delay of 2 to 6 months.</li> </ul>												
	<b>Udaipur</b>	<ul style="list-style-type: none"> <li>24(60%) schools have been received cooking cost in advance, while remaining 16(40%) schools received it with average delay of 2 months.</li> </ul>												
	<div style="text-align: center;"> <h3>Availability of Funds for MDM</h3> <table border="1"> <caption>Data for Availability of Funds for MDM</caption> <thead> <tr> <th>District</th> <th>Funds for the honorarium of cooks (%)</th> <th>Funds for cooking cost (%)</th> </tr> </thead> <tbody> <tr> <td>Baran</td> <td>55.56</td> <td>55.56</td> </tr> <tr> <td>Chitturgarh</td> <td>42.5</td> <td>27.5</td> </tr> <tr> <td>Udaipur</td> <td>50</td> <td>60</td> </tr> </tbody> </table> </div>		District	Funds for the honorarium of cooks (%)	Funds for cooking cost (%)	Baran	55.56	55.56	Chitturgarh	42.5	27.5	Udaipur	50	60
District	Funds for the honorarium of cooks (%)	Funds for cooking cost (%)												
Baran	55.56	55.56												
Chitturgarh	42.5	27.5												
Udaipur	50	60												
<b>4.</b>	<b>Availability of Cooks and Helpers</b>													
	<b>Baran</b>	<ul style="list-style-type: none"> <li>In 33 schools, where food is cooked at school level, cooks and helpers have been engaged by SMCs, in 3 KGBVs they have been arranged by placement agency and in 4 schools, where cooked food is served by Akshaya Patra (NGO), the engagement of cooks have been made by a NGO.</li> <li>The cooks and helpers have been paid Rs.1000/- per month in schools, while in KGBVs, cooks received Rs.5000/- and helper get Rs.4,500/- per month. In schools under Akshaya Patra cooks and helpers were paid Rs.1350/- to Rs.1900/- per month depending number of children availing MDM.</li> </ul>												



		<ul style="list-style-type: none"> <li>• The payment of honorarium to cooks and helpers is by cash in most of the schools.</li> <li>• The cooks have been engaged from the dominating local social categories without any discrimination, most of them belongs to OBC.</li> <li>• Cooks of 29(72.5%) schools have been given essential training but most of them have not been medically checked up.</li> </ul>
	<b>Chittaurgarh</b>	<ul style="list-style-type: none"> <li>• The Cooks have been engaged by SMCs in schools while in KGBV, placement agency have made such arrangement.</li> <li>• The honorarium of cooks and helpers is Rs.1000/- per month while in KGBV cooks get Rs.5000/- and helper received Rs.4,500/- per month.</li> <li>• The payment of honorarium is not regular, but it is in cash in most of the schools.</li> <li>• The social category of engaged cooks and helpers is OBC in most of the schools.</li> <li>• Most of the cooks and helpers have been given training with regards to their job but there has been no medical check.</li> </ul>
	<b>Udaipur</b>	<ul style="list-style-type: none"> <li>• Cooks and helpers have been engaged by SMCs in most of the schools, but in KGBV, this arrangement has been made by a placement agency.</li> <li>• The number of cooks and helper in schools are in accordance with the norms of Gol.</li> <li>• The remuneration of cooks and helpers is Rs.1000/- per month in schools, while in KGBV cooks get Rs.5000/- and helpers received Rs.4,600/- per month.</li> <li>• Cooks and helpers received their honorarium in cash in most of the schools; but payment is not regular.</li> <li>• Cooks and helpers engaged in schools are from different social categories but most of them are from OBC category.</li> <li>• Training regarding MDM preparation has been given to cooks and helpers of 31(77.5%) schools but none of them have not medically checked up.</li> </ul>
<b>5.</b>		<b>Regularity in Serving Meal</b>
	<b>Baran</b>	<ul style="list-style-type: none"> <li>• Children of 39(97.5%) schools get fresh and hot cooked food every day.</li> </ul>
	<b>Chittaurgarh</b>	<ul style="list-style-type: none"> <li>• Children of all sampled schools, Fresh cooked food is being served regularly to children of all sampled schools.</li> </ul>

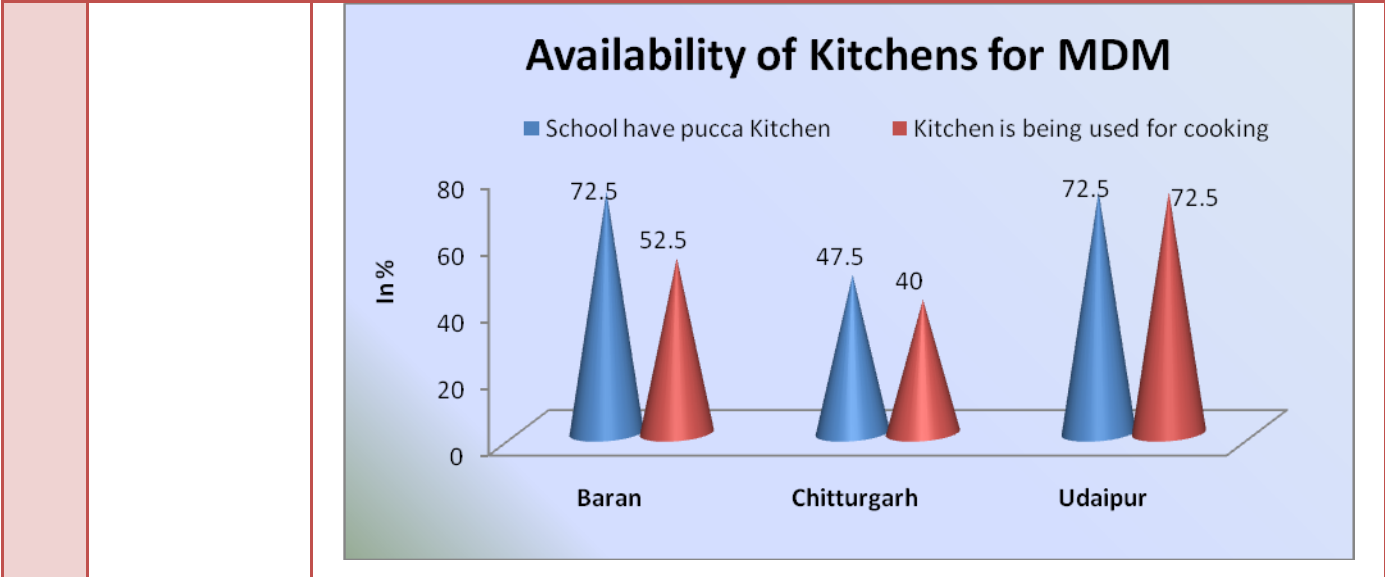
	<b>Udaipur</b>	<ul style="list-style-type: none"> <li>MDM is cooked at school level in all sampled schools and served regularly to the children.</li> </ul>																
<b>6.</b>	<b>Quality and Quantity of Meal</b>																	
	<b>Baran</b>	<ul style="list-style-type: none"> <li>Most of the children of sampled schools are satisfied with the quality and quantity of meal served to them.</li> </ul>																
	<b>Chittaurgarh</b>	<ul style="list-style-type: none"> <li>Children of most of the schools are satisfied with the quality and quantity of food served under MDM scheme.</li> </ul>																
	<b>Udaipur</b>	<ul style="list-style-type: none"> <li>The quantity and quality of MDM is very good according to children of 9(out of 40) schools, while it is of satisfactory level according children of 31 schools.</li> <li>Double fortified salt is being used in all sampled schools.</li> </ul>																
		 <table border="1"> <caption>Quality of MDM Data</caption> <thead> <tr> <th>Category</th> <th>Baran (%)</th> <th>Chitturgarh (%)</th> <th>Udaipur (%)</th> </tr> </thead> <tbody> <tr> <td>Very Good</td> <td>17.5</td> <td>20</td> <td>22.5</td> </tr> <tr> <td>Satisfactory</td> <td>82.5</td> <td>80</td> <td>77.5</td> </tr> <tr> <td>Unsatisfactory</td> <td>0</td> <td>0</td> <td>0</td> </tr> </tbody> </table>	Category	Baran (%)	Chitturgarh (%)	Udaipur (%)	Very Good	17.5	20	22.5	Satisfactory	82.5	80	77.5	Unsatisfactory	0	0	0
Category	Baran (%)	Chitturgarh (%)	Udaipur (%)															
Very Good	17.5	20	22.5															
Satisfactory	82.5	80	77.5															
Unsatisfactory	0	0	0															

		<h3 style="text-align: center;">Available Quantity of MDM</h3> <table border="1" style="margin-left: auto; margin-right: auto;"> <thead> <tr> <th>Category</th> <th>Baran (%)</th> <th>Chittaurgarh (%)</th> <th>Udaipur (%)</th> </tr> </thead> <tbody> <tr> <td>Very Good</td> <td>20</td> <td>17.5</td> <td>22.5</td> </tr> <tr> <td>Satisfactory</td> <td>77.5</td> <td>77.5</td> <td>77.5</td> </tr> <tr> <td>Unsatisfactory</td> <td>2.5</td> <td>5</td> <td>0</td> </tr> </tbody> </table>	Category	Baran (%)	Chittaurgarh (%)	Udaipur (%)	Very Good	20	17.5	22.5	Satisfactory	77.5	77.5	77.5	Unsatisfactory	2.5	5	0
Category	Baran (%)	Chittaurgarh (%)	Udaipur (%)															
Very Good	20	17.5	22.5															
Satisfactory	77.5	77.5	77.5															
Unsatisfactory	2.5	5	0															
7.	<b>Variety of Menu</b>																	
	<b>Baran</b>	<ul style="list-style-type: none"> <li>The MDM is being served as per weekly menu decided by State Government in all sampled schools. The weekly menu has been displayed on the notice board in 36(90%) schools.</li> </ul>																
	<b>Chittaurgarh</b>	<ul style="list-style-type: none"> <li>Weekly menu decided by State Government has been displayed on the notice board in 28(70%) schools.</li> <li>The food is being cooked as per fixed menu in most of the schools and it includes locally available ingredients, which provides required nutritional and caloric value per child as per the children in the school.</li> </ul>																
<b>Udaipur</b>	<ul style="list-style-type: none"> <li>The food is cooked as per weekly menu, which is decided by State Government, in most of the schools.</li> <li>The weekly menu has been displayed on the school notice board in 35(87.5%) schools.</li> </ul>																	
8.	<b>Display of Information as per RTE Act 2009</b>																	
	<b>Baran</b>	<ul style="list-style-type: none"> <li>No information as per RTE Act, 2009, except weekly menu, is being displayed in any school.</li> <li>MDM Logo displayed at appropriate place only in 11(27.5%) schools.</li> </ul>																
	<b>Chittaurgarh</b>	<ul style="list-style-type: none"> <li>Except weekly menu, no other information under RTE Act, 2009, is being displayed in any school.</li> </ul>																

		<ul style="list-style-type: none"> <li>MDM Logo is being displayed at appropriate place only in 3(7.5%) schools.</li> </ul>																
	<b>Udaipur</b>	<ul style="list-style-type: none"> <li>The information as per RTE Act 2009 is not being displayed on the notice board, except weekly menu.</li> <li>Even MDM Logo is not displayed in 32(80%) schools.</li> </ul>																
<b>9.</b>	<b>Trends (Details of children availing MDM)</b>																	
	<b>Baran</b>	<ul style="list-style-type: none"> <li>Out of 4629 enrolled children, 1891(40.9%) were present on the day of MI visit in schools. The number of children actually availing MDM were 1839(97.3%) as against the total present children.</li> </ul>																
	<b>Chittaurgarh</b>	<ul style="list-style-type: none"> <li>On the day of team's visit, 2712(60.3%) children were present in the schools and 2615(96.4%) present children were actually availing MDM.</li> </ul>																
	<b>Udaipur</b>	<ul style="list-style-type: none"> <li>The number of children actually availing MDM on the day of team's visit with 2983 which is 65.8% of total enrollment (4533) and 97.4% of total present (3063) children.</li> </ul>																
		<table border="1"> <caption>Children Availing MDM Data</caption> <thead> <tr> <th>Category</th> <th>Baran (%)</th> <th>Chitturgarh (%)</th> <th>Udaipur (%)</th> </tr> </thead> <tbody> <tr> <td>Attendance on day of Visit</td> <td>40.6</td> <td>60.3</td> <td>67.6</td> </tr> <tr> <td>Children availing MDM as per register</td> <td>40.6</td> <td>60.3</td> <td>67.6</td> </tr> <tr> <td>Children availing MDM as per headcount</td> <td>39.2</td> <td>58.1</td> <td>65.8</td> </tr> </tbody> </table>	Category	Baran (%)	Chitturgarh (%)	Udaipur (%)	Attendance on day of Visit	40.6	60.3	67.6	Children availing MDM as per register	40.6	60.3	67.6	Children availing MDM as per headcount	39.2	58.1	65.8
Category	Baran (%)	Chitturgarh (%)	Udaipur (%)															
Attendance on day of Visit	40.6	60.3	67.6															
Children availing MDM as per register	40.6	60.3	67.6															
Children availing MDM as per headcount	39.2	58.1	65.8															
<b>10.</b>	<b>Social Equity</b>																	
	<b>Baran</b>	<ul style="list-style-type: none"> <li>In most of the schools MDM is served in verandah of schools by cooks and helpers.</li> <li>No discrimination of any kind was observed in any school.</li> </ul>																
	<b>Chittaurgarh</b>	<ul style="list-style-type: none"> <li>The cooked food under MDM is being served by cooks and helpers, except by children in 9(22.5%) schools. In verandahs without any kind of</li> </ul>																

		discrimination.
	<b>Udaipur</b>	<ul style="list-style-type: none"> <li>• Generally MDM is served to the children by cooks and helpers but it is also being served by children themselves in 19(47.5%) schools, which is objectionable.</li> <li>• No discrimination of any kind and at any level was observed in serving and seating arrangement of children.</li> </ul>
<b>11.</b>	<b>Convergence of MDMS with other schemes</b>	
	<b>Baran</b>	<ul style="list-style-type: none"> <li>• SSA provides fund to 30(75%) schools to manage utensils for MDM preparation and distribution. In some schools, kitchens have been constructed and gas connections has provided with the financial support of SSA.</li> <li>• Formal health check up of children and distribution of essential medicine, i.e. Iron, Folic Acid, Vitamin-A and De-worming tablets to the children has been made with the help of State Health and Medical Department.</li> <li>• Drinking water facility has been made available in 32(80%) schools in convergence with Water and Sanitation Programme.</li> </ul>
	<b>Chittaurgarh</b>	<ul style="list-style-type: none"> <li>• Utensils for MDM preparation in 24(60%) schools, construction of kitchens in 3 schools and gas connections in 7 schools have been made available with the financial support of SSA.</li> <li>• State Health and Medical Department provided the facility of Health check up medicines to the children.</li> <li>• Water and Sanitation Programme provided that essential facility of drinking water to the children of 32(80%) schools.</li> </ul>
	<b>Udaipur</b>	<ul style="list-style-type: none"> <li>• 29(72.5%) schools have been benefited through support like utensils for cooking, eating and storage of food ingredients by SSA.</li> <li>• Micro-nutrients and de-worming medicine have been provided to the children by State Health and Medical Department.</li> <li>• The facility of drinking water have been provided to the children of 30(75%) schools in convergence with Water and Sanitation Programme.</li> </ul>

<b>12. Infrastructural facilities for MDM</b>	
<b>Baran</b>	<ul style="list-style-type: none"> <li>• Permanent structure of kitchen cum store is available in 29(72.5%) schools, but kitchens of 21(52.5%) schools are in usable condition.</li> <li>• In 32(80%) schools LPG fuel is used for cooking, while 13 schools (including 5 schools with LPG) use firewood for cooking.</li> <li>• Most of the schools have adequate facility of utensils for cooking, eating and storage of food.</li> <li>• Separate toilets for boys and girls are available in 32(80%) and 36(90%) schools respectively.</li> </ul>
<b>Chittaurgarh</b>	<ul style="list-style-type: none"> <li>• Pucca kitchen cum store have been constructed only in 19(out of 40) schools and are usable only in 16 schools. It is a matter of concern.</li> <li>• Most of the schools are using LPG as fuel for cooking the MDM.</li> <li>• All sampled schools have sufficient utensils for MDM preparation and serving.</li> <li>• There is no separate toilet for boys in 1 and for girls in 4 schools.</li> <li>• 2 Schools do not have any source of drinking water. It is a matter of concern.</li> </ul>
<b>Udaipur</b>	<ul style="list-style-type: none"> <li>• 29(out of 40) schools have permanent structure of kitchen cum store and all of them are in use.</li> <li>• LPG as fuel is being used for cooking MDM in 31(77.5%) schools, while 9(22.5%) schools are using fire wood only.</li> <li>• Most of the schools have utensils for cooking and plates for eating.</li> <li>• Even after a complain, 2 schools still do not have separate toilets for boys and 3 schools for girls.</li> <li>• It is very unfortunate that 2(out of 40) schools do not have any source for drinking water.</li> </ul>



<b>13. Environment, Security and Hygiene regarding MDM preparation</b>	
<b>Baran</b>	<ul style="list-style-type: none"> <li>The environment, security and hygiene conditions regarding MDM preparation is good in 8(20%) schools, while it is satisfactory in 32(80%) schools.</li> <li>Children are motivated to wash their hands before and after taking meal and have habit of conserving water in most of the schools.</li> </ul>
<b>Chittaurgarh</b>	<ul style="list-style-type: none"> <li>General impression of environment, safety and hygiene is good in 17(42.5%) schools and satisfactory in 22(55%) schools. 1 school is in poor condition in this regard.</li> <li>Children do have habit of conserving water though they are motivated to wash their hands before and after taking meal.</li> </ul>
<b>Udaipur</b>	<ul style="list-style-type: none"> <li>The condition of safety and hygiene is good in 21(52.5%) schools, satisfactory in 18(45%) schools and poor in 1 school.</li> <li>In most of the schools, children are motivated to wash their hands before and after taking food and developing practices for conserving water.</li> </ul>
<b>14. Community participation</b>	
<b>Baran</b>	<ul style="list-style-type: none"> <li>Though there is no roster maintained for community members to supervise MDM scheme, but parents and SMC members visit schools monthly to see the MDM preparation and distribution.</li> </ul>

		<ul style="list-style-type: none"> <li>On an average of 8 meetings per year SMC discusses MDM in about 3 meetings.</li> </ul>
	<b>Chittaurgarh</b>	<ul style="list-style-type: none"> <li>The process of MDM preparation and serving is being monitored by parents, SMC and community members, on a monthly and in some cases half yearly, though there is no fixed roaster.</li> <li>There is a mechanism of social audit regarding MDM scheme only in 11(out of 40) schools.</li> <li>During last academic year, there were 315 SMC meetings in 40 sampled schools (average 8 SMC meetings per school), in which MDM scheme was discussed in 133 meetings.</li> </ul>
	<b>Udaipur</b>	<ul style="list-style-type: none"> <li>Parents, SMC and community members visit schools monthly or in some cases quarterly to monitor the MDM scheme.</li> <li>The social audit of MDM scheme was done in 17(42.5%) schools.</li> <li>There are on an average 7 SMC meetings per school in the last academic session and MDM scheme was discussed in 3 meetings.</li> </ul>
<b>15.</b>	<b>Inspection and Supervision</b>	
	<b>Baran</b>	<ul style="list-style-type: none"> <li>MDM scheme was monitored by different level officials in most of the schools and general comments were made in the inspection register.</li> <li>Budget under management, monitoring and evaluation (MME) head has been provided to 18(out of 40) schools only.</li> </ul>
	<b>Chittaurgarh</b>	<ul style="list-style-type: none"> <li>The different level official visits 38(95%) schools to inspect the MDM scheme and make comments about the scheme.</li> <li>23(57.5%) schools have received budget under management, monitoring and evaluation (MME) head during last year.</li> </ul>
	<b>Udaipur</b>	<ul style="list-style-type: none"> <li>38(95%) schools have visited by different level official to see the MDM process during last year.</li> <li>During MME component 24(60%) schools have received budget during last year.</li> </ul>



<b>16.</b>	<b>Impact of MDMS on enrollment, attendance and health of children</b>	
	<b>Baran</b>	<ul style="list-style-type: none"> <li>According to 38(95%) schools, MDM scheme has improved social harmony and nutritional status of children.</li> <li>There is a positive impact of MDM scheme on the health of children as seen in 31(77.5%) schools, on the attendance of the children in 16(40%) schools and on the enrollment of children in 5(12.5%) schools.</li> </ul>
	<b>Chittaurgarh</b>	<ul style="list-style-type: none"> <li>MDM scheme has contributed in improving the health, attendance and enrollment of the children as observed in 31(77.5%), 25(61.5%) and 8(20%) schools respectively.</li> <li>There is tremendous improvement seen in social harmony and nutritional status of children by MDM scheme.</li> </ul>
	<b>Udaipur</b>	<ul style="list-style-type: none"> <li>There is positive impact on enrollment, attendance and health of the children seen in 15(37.5%), 28(70%) and 35(87.5%) schools respectively.</li> <li>Social harmony and nutritional status of children improved through the MDM scheme in most of the schools.</li> </ul>

<b>17.</b>	<b>Grievance Redressal Mechanism</b>	
	<b>Baran</b>	<ul style="list-style-type: none"> <li>None of the sampled school is aware about the grievance redressal mechanism regarding MDM scheme.</li> </ul>
	<b>Chittaurgarh</b>	<ul style="list-style-type: none"> <li>Only 3(7.5%) schools are aware of grievance redressal mechanism under MDM scheme.</li> </ul>
	<b>Udaipur</b>	<ul style="list-style-type: none"> <li>Grievances redressal mechanism for MDM scheme exist in only 4(10%) schools.</li> </ul>



## DISTRICT-WISE REPORTS

### DISTRICT – BARAN

S. N.	Indicators	Source of information
1.	<p><b><u>Availability of foodgrains in schools</u></b></p> <p>i) Whether buffer stock of foodgrains for one month is available at the school?</p> <p>ii) Whether food grains is delivered in school in time by the lifting agency?</p> <p>iii) If lifting agency is not delivering the food grains at school how the food grains is transported upto school level?</p> <p>iv) Whether the food grains is of FAQ of Grade A quality?</p> <p>v) Whether food grains are released to school after adjusting the unspent balance of the previous months?</p>	<p>School level registers, MDM Registers, Head Teacher, School level MDM functionaries. SHG/implementing agency</p>
	<p>❖ Out of 40 sampled schools, MDM is being cooked at school level in 36 schools, while in 4 schools, Akshay Patra (NGO) serves the cooked food. In Kishanganj Block of Baran district, Akshay Patra has been given responsibility to serve MDM in 86 schools. In fact Akshay Patra has no centralize kitchen and food is being cooked at the residence of cooks in the village and supplied to nearby schools.</p> <p>i) At the time of field visit the buffer stock of foodgrains for one month's requirement was available in 35, out of 36 schools, where food is cooked at school level.</p> <p>ii) 23 (out of 36) schools reported in time delivery of foodgrains at school level by lifting agency.</p> <p>iii) In case of non-delivery of food grains by lifting agency at school level, headmasters of 13 schools have managed on their own to lift food grains.</p> <p>iv) The quality of food grains was found of fare average quality in 35 (out of 36) schools.</p> <p>v) In all 36 schools, new supply of foodgrains was made after adjustment of previous balance stock of foodgrains.</p>	

<p>2.</p>	<p><b><u>Timely release of funds for the honorarium of cooks</u></b></p> <p>i) Whether State is releasing funds to District/block/school on regular basis in advance? If not,</p> <p>a) Period of delay in releasing funds by State to district.</p> <p>b) Period of delay in releasing funds by District to block/schools.</p> <p>c) Period of delay in releasing funds by block to schools.</p> <p>ii) Any other observations.</p>	<p>Records/observation/ interaction with teachers and any other person</p>
	<p>i) Only 20 (out of 36) schools got funds for honorarium of cooks in advance from state government.</p> <p>ii) Remaining 16 schools got funds from state government with 1-3 month's delayed.</p>	
<p>3.</p>	<p><b><u>Availability of Cooking Cost</u></b></p> <p>i) Whether school/implementing agency has been receiving cooking cost in advance regularly?</p> <p>ii) Period of delay, if any, in receipt of cooking cost.</p> <p>iii) In case of non receipt of cooking cost how the meal is served?</p>	<p>School level registers, MDM Registers, Head Teacher, School level MDM functionaries, SHG/implementing agency</p>
	<p>i) In case of the availability of cooking cost in advance, the situation is the same as with the regards to honorarium of cooks.</p> <p>ii) 16 (44.4%) schools received cooking cost with a delay of 1-3 months.</p> <p>iii) In case of non receipt of cooking cost, headmasters of 12 schools manage it from their pocket, while 4 schools take loan for this from market.</p>	
<p>4.</p>	<p><b><u>Availability of Cook-cum-helpers</u></b></p> <p>i) Who engaged Cook-cum-helpers at schools (Department/SMC/VEC/PRI/Self Help Group/NGO/Contractor)?</p> <p>ii) If Cook-cum-helper is not engaged who cooks and serves the meal?</p> <p>iii) Is the number of cook-cum-helpers engaged in the school as per GOI norms or as per State norms?</p> <p>iv) Honorarium paid to cooks cum helpers.</p> <p>v) Mode of payment to cook-cum-helpers?</p> <p>vi) Are the remuneration paid to cook-cum-helpers regularly?</p>	<p>Observations and discussion with children teachers, parents, VEC members, Gram Panchayat members and cooks-cum-helpers</p>

<p>vii) Social Composition of cook-cum-helpers? (SC/ST/OBC/ Minority)</p> <p>viii) It there any training module for cook-cum-helpers</p> <p>ix) Whether training has been provided to cook-cum-helpers?</p> <p>x) In case the meal is prepared and transported by the Centralized kitchen/NGO, whether cook-cum-helpers have been engaged to serve the meal to the children at school level.</p> <p>xi) Whether health check-up of cook-cum-helpers has been done?</p>	
<p>i) School management committee (SMC) engaged cook and helpers in 33 schools, and in 3 KGBVs, the placement agency has made this arrangement. In 4 schools, where Akshay Patra (NGO) served MDM, cooks and helpers have been made available by NGO.</p> <p>ii) In all 40 sampled schools, cooks and helper are available there.</p> <p>iii) Cooks and helpers have been engaged as per norms of Government of India in 38 schools, while in 2 schools, which are under NGO, norms are not being fulfilled.</p> <p>iv) The honorarium of cooks and helpers engaged by SMCs, is fixed at Rs. 1000/- pm in 33 schools. in 4 schools, where Akshay Patra has served MDM, the honorarium of cooks is based on numbers of children for whom the MDM is being cooked.</p> <p>v) The honorarium for cooks is being paid by cash in 36 schools, in 2 schools by cheque and in 2 schools by e-transfer.</p> <p>vi) The payment of honorarium to cooks is regular in 23 (57.5%) schools while in 17 (42.5%) schools it is not so.</p> <p>vii) (a) In 29 (72.5%) schools the cooks are from OBC social categories, in 6 (15%) schools from SC/ST, in 1 school from general and in 4 schools the cooks are from minority social category. (b) The helpers in 20 (50%) schools belong to OBC, in 8 (20%) schools from SC/ST, in 1 school from general and in 4 schools they are from minority social category.</p> <p>viii) There are training module for cooks and helpers in 34 (85%) schools.</p> <p>ix) Cooks and helpers of 29 (72.5%) schools have been given training.</p> <p>x) In all 40 sampled schools, prepared MDM is being served to children by cooks and helpers.</p> <p>xi) There has been no medical check up of cooks and helpers in 38 (95%) schools, though it has been done in 2 (5%) schools.</p>	

5.	<p><b><u>Regularity in Serving Meal</u></b> Whether the school is serving hot cooked meal daily? If there was interruption, what was the extent and reasons for the same?</p> <ul style="list-style-type: none"> <li>According to feedback received from students, teachers and parents, fresh hot cooked food is regularly served in 39 (97.5%) schools.</li> </ul>	Students, Teachers & Parents, and MDM register																									
6.	<p><b><u>Quality &amp; Quantity of Meal</u></b> Feedback from children on</p> <ol style="list-style-type: none"> <li>Quality of meal</li> <li>Quantity of meal</li> <li>Quantity of pulses used in the meal per child.</li> <li>Quantity of green leafy vegetables used in the meal per child.</li> <li>Whether double fortified salt is used?</li> <li>Acceptance of the meal amongst the children.</li> <li>Method/Standard gadgets/equipment for measuring the quantity of food to be cooked and served.</li> </ol> <p>{Please give reasons and suggestions to improve, if children were not happy}</p>	Observations of Investigation during MDM service																									
As per feedback received from children of schools:																											
<table border="1"> <thead> <tr> <th>S.N.</th> <th>Statement</th> <th>Very good</th> <th>Satisfactory</th> <th>Unsatisfactory</th> </tr> </thead> <tbody> <tr> <td>(i)</td> <td>The quality of served food</td> <td>7 (17.5%)</td> <td>33 (82.5%)</td> <td>0</td> </tr> <tr> <td>(ii)</td> <td>The quantity of meal per child</td> <td>8 (20%)</td> <td>31 (77.5%)</td> <td>1 (2.5%)</td> </tr> <tr> <td>(iii)</td> <td>The quantity of pulses in meal per child</td> <td>7 (17.5%)</td> <td>32 (80%)</td> <td>1 (2.5%)</td> </tr> <tr> <td>(iv)</td> <td>The quantity of green vegetables in the meal per child</td> <td>7 (17.5%)</td> <td>32 (80%)</td> <td>1 (2.5%)</td> </tr> </tbody> </table>			S.N.	Statement	Very good	Satisfactory	Unsatisfactory	(i)	The quality of served food	7 (17.5%)	33 (82.5%)	0	(ii)	The quantity of meal per child	8 (20%)	31 (77.5%)	1 (2.5%)	(iii)	The quantity of pulses in meal per child	7 (17.5%)	32 (80%)	1 (2.5%)	(iv)	The quantity of green vegetables in the meal per child	7 (17.5%)	32 (80%)	1 (2.5%)
S.N.	Statement	Very good	Satisfactory	Unsatisfactory																							
(i)	The quality of served food	7 (17.5%)	33 (82.5%)	0																							
(ii)	The quantity of meal per child	8 (20%)	31 (77.5%)	1 (2.5%)																							
(iii)	The quantity of pulses in meal per child	7 (17.5%)	32 (80%)	1 (2.5%)																							
(iv)	The quantity of green vegetables in the meal per child	7 (17.5%)	32 (80%)	1 (2.5%)																							
<p>(v) Double fortified ionized salt is being used in all 40 sampled schools.</p> <p>(vi) The children of 34 (85%) schools take MDM with interest and happily while children of 6 (15%) schools are merely satisfied.</p> <p>(vii) In most of the schools, the cooks take food material as per estimation before cooking the meal.</p> <ul style="list-style-type: none"> <li>Children of one school (UPS Deopura Banjara – Anta) wants to increase the quantity of Dal and vegetable in MDM.</li> </ul>																											

<p><b>7.</b></p>	<p><b><u>Variety of Menu</u></b></p> <p>i) Who decides the menu?</p> <p>ii) Whether weekly menu is displayed at a prominent place noticeable to community?</p> <p>iii) Is the menu being followed uniformly?</p> <p>iv) Whether menu includes locally available ingredients?</p> <p>v) Whether menu provides required nutritional and calorific value per child?</p>	<p>Observations and discussion with children teachers, parents, VEC members, Gram Panchayat members and cooks. Obtain a copy of menu.</p>
	<p>i) The menu of MDM is decided by State Government in all sampled school.</p> <p>ii) The weekly menu of MDM has been displayed on notice board in 36 (90%) sampled schools.</p> <p>iii) The MDM is prepared as per weekly menu in most of the schools.</p> <p>iv) Locally available food in gradients are included in MDM in all schools.</p> <p>v) As provided in MDM menu required nutritional and calorific value per child is available in 39 schools.</p>	
<p><b>8.</b></p>	<p><b>Display of information under RTE Act, 2009</b></p> <p>i) Display of Information under Right of Education Act, 2009 at the school level at prominent place</p> <p>a) Quantity and date of foodgrains received</p> <p>b) Balance quantity of foodgrains utilized during the month.</p> <p>c) Other ingredients purchased, utilized</p> <p>d) Number of children given MDM.</p> <p>e) Daily menu</p> <p>ii) Display of MDM logo at prominent place preferably outside wall of the school.</p>	<p>Observation/ interaction with teacher, children, community members.</p>
	<p>i) The following information under RTE Act 2009, is not being displayed at the school level at prominent place in any of the 40 sampled school;</p> <ul style="list-style-type: none"> <li>• Quantity and date of food grains received.</li> <li>• Balance quantity of foodgrains utilized during the month.</li> <li>• Other food ingredients purchased and utilized.</li> <li>• Number of children for whom food is prepared.</li> <li>• Daily menu of MDM however is displayed in 36 schools.</li> </ul> <p>ii) The MDM logo displayed at prominent place on school wall only in 11 (27.5%) schools.</p>	

<p><b>9.</b></p>	<p><b>Trends (Details of children availing MDM)</b></p> <p>Extent of variation (As per school records vis-à-vis Actual on the day of visit)</p> <p>i. Enrollment</p> <p>ii. No. of children attending the school on the day of visit.</p> <p>iii. No. of children availing MDM as per MDM Register.</p> <p>iv. No. of children actually availing MDM on the day of visit as per head count.</p> <table border="1" data-bbox="203 548 1203 961"> <thead> <tr> <th>S.No.</th> <th>Description</th> <th>No.</th> <th>%</th> </tr> </thead> <tbody> <tr> <td>(i)</td> <td>The total enrollment of children in schools</td> <td>4629</td> <td>-</td> </tr> <tr> <td>(ii)</td> <td>Attendance of children on the day of school visit</td> <td>1891</td> <td>40.9</td> </tr> <tr> <td>(iii)</td> <td>No. of children availing MDM as per MDM register</td> <td>1891</td> <td>100</td> </tr> <tr> <td>(iv)</td> <td>No. of children actually availing MDM on the day of visit as per head count –</td> <td>1839</td> <td>97.2</td> </tr> </tbody> </table> <ul style="list-style-type: none"> <li>• On the day of school visit, the attendance of children was 40.9%, which is very poor, teachers say it is due to cold.</li> <li>• 40.9% of enrolled and 97.2 % of children present are availing actually MDM, this is 2.8% less than recorded in the MDM register.</li> </ul>	S.No.	Description	No.	%	(i)	The total enrollment of children in schools	4629	-	(ii)	Attendance of children on the day of school visit	1891	40.9	(iii)	No. of children availing MDM as per MDM register	1891	100	(iv)	No. of children actually availing MDM on the day of visit as per head count –	1839	97.2	<p>School level registers, MDM Registers Head Teachers, Schools level MDM functionaries/ Observation of the monitoring team.</p>
S.No.	Description	No.	%																			
(i)	The total enrollment of children in schools	4629	-																			
(ii)	Attendance of children on the day of school visit	1891	40.9																			
(iii)	No. of children availing MDM as per MDM register	1891	100																			
(iv)	No. of children actually availing MDM on the day of visit as per head count –	1839	97.2																			
<p><b>10.</b></p>	<p><b>Social Equity</b></p> <p>(i) What is the system of serving and seating arrangements for eating?</p> <p>(ii) Did you observe any gender or caste or community discrimination in cooking or serving or seating arrangements?</p> <p>(iii) The name of the school where discrimination found of any kind may be mentioned in the main body of the report along with date of visit.</p> <p>(iv) If any kind of social discrimination is found in the school, comments of the team may be given in the inspection register of the school.</p> <p>i) (a) MDM is served by cooks and helpers in 39 (97.5%) schools, teachers in 3 schools and children in 7 schools also help in serving meal.</p> <p>(b) Children take MDM in school varandah in 23 (57.5%) schools, in 2(30%) schools meal is served in open space, while in 5 (12.5%) schools seating arrangement for MDM is in classrooms.</p> <p>ii) At the stage of cooking, serving and seating arrangement for MDM, there was no discrimination of any kind in any of the sample schools.</p> <p>iii) NA</p> <p>iv) NA</p>	<p>Observations / Probe/ interaction with the children. Parents in community members.</p>																				

<p><b>11.</b></p>	<p><b><u>Convergence of MDMS With Other Schemes</u></b></p> <ol style="list-style-type: none"> <li>1. Sarva Shiksha Abhiyan</li> <li>2. School Health Programme <ol style="list-style-type: none"> <li>i) Is there school Health Card maintained for each child?</li> <li>ii) What is the frequency of health check up?</li> <li>iii) Whether children are given micronutrients (Iron, folic acid, vitamin-A dosage) and de worming medicine periodically?</li> <li>iv) Who administers these medicines and at what frequency?</li> <li>v) Whether height and weight record of the children is being indicated in the school health card.</li> <li>vi) Whether any referral during the period of monitoring.</li> <li>vii) Instances of medical emergency during the period of monitoring.</li> <li>viii) Availability of the first aid medical kit in the schools.</li> <li>ix) Dental and eye check-up included in the screening.</li> <li>x) Distribution of spectacles to children suffering from refractive error.</li> </ol> </li> <li>3. Drinking Water and Sanitation Programme <ol style="list-style-type: none"> <li>i) Whether potable water is available for drinking purpose in convergence with Drinking Water and Sanitation Programme.</li> </ol> </li> <li>4. MPLAD/MLA Scheme.</li> <li>5. Any Other Department/Scheme.</li> </ol>	<p>Teachers, Students, School Record/School health card</p>
	<p><b>(1) Convergence with SSA</b></p> <ul style="list-style-type: none"> <li>• The SSA has contributed in the construction of kitchen in 2 schools.</li> <li>• Provided utensils for MDM preparation and serving in 30 schools.</li> <li>• New gas connection has been provided in 3 schools.</li> </ul> <p><b>(2) Convergence with School Health Programme</b></p> <ol style="list-style-type: none"> <li>i) Instead of health card for individual child, school health register with the support of State Health Department is maintained for enrolled children in 37 (92.5%) school.</li> <li>ii) During the current academic session, health check up of children was done in 28 (70%) schools, in most of the schools annually, but it is unfortunate that, there was no health check up of children in 12 (30%) schools.</li> <li>iii) Micro-nutrients and de-worming tablets are given periodically in 39 (97.5%) schools.</li> <li>iv) These medicines are made available to the children by State Health Department generally once</li> </ol>	



	<p>in a year.</p> <p>v) In the school health register, the weight, height etc. of the children are being recorded in 36 (90%) schools.</p> <p>vi) During the period of monitoring, no child was referred for treatment in any of the sampled school.</p> <p>vii) No instance of medical emergency occurred, in any school during field visit.</p> <p>viii) First aid medical kit was available in 24 (60%) schools. 14 (35%) schools do not have first aid kit, while expiry date medicines were found in 2 (5%) schools.</p> <p>ix) During check up, health, teeth and eyes were checked in only 15 (37.5%) schools.</p> <p>x) Spectacles have been provided to children of only 1 school.</p> <p><b>(3) Convergence with Drinking water and sanitation programme:</b> The facility of drinking water has been made available with the support of drinking water and sanitation programme in 32 (80%) schools.</p> <p><b>(4) Convergence with MLA/MP LAD scheme:</b> There has been no contribution in any of the school under this scheme.</p> <p><b>(5) Convergence with other schemes</b></p> <ul style="list-style-type: none"> <li>• 13 out of 40 schools did receive support from community, Banks and other corporations for different items like kitchen construction, storage bin, utensils for MDM preparation etc.</li> </ul>	
<p><b>12.</b></p>	<p><b><u>Infrastructure for MDM</u></b></p> <p><b>1. <u>Kitchen-cum-Store</u></b></p> <p>a) Is a pucca kitchen shed-cum-store:</p> <ol style="list-style-type: none"> <li>Constructed and in use</li> <li>Under which Scheme Kitchen-cum-store constructed MDM/SSA/Others.</li> <li>Constructed but not in use (Reasons for not using)</li> <li>Under construction</li> <li>Sanctioned, but construction not started</li> <li>Not sanctioned</li> </ol> <p>b) In case the pucca kitchen-cum-store is not available, where is the food being cooked and where the foodgrains other ingredients are being stored?</p> <p>c) Kitchen-cum-store in hygienic condition, properly ventilated and away from classrooms.</p>	<p>School records, discussion with head teacher, teacher, VEC, Gram Panchayat members.</p>

	<p>d) Whether MDM is being cooked by using firewood or LPG based cooking?</p> <p>e) Whether on any day there was interruption due to non-availability of firewood or LPG?</p>	
	<p>1. Kitchen- cum-store</p> <p>a. (i) Pucca kitchen-cum store has been constructed in 29 (out of 40) schools, but are in use in 21 schools.</p> <p>(ii) The kitchen have constructed unclear SSA budget in 14 schools, in 7 schools under MDM scheme and in 8 schools by Panchayati Raj.</p> <p>(iii) Constructed kitchens in 8 schools require major repairing and hence are not in use.</p> <p>(iv) No kitchen was under construction during field visit in any of the 40 schools.</p> <p>(v) There is sanction of budget for kitchen construction in 7 schools, but construction has not yet been initiated.</p> <p>b. (i) In the absence of kitchen-cum store, food items are kept in the classrooms in 14 schools while in 5 schools including schools under Akshya Patra it is stored at the residence of cooks.</p> <p>(ii) In schools without kitchen, food is being cooked in the classrooms in 11 schools, while in 7 (including 4 schools under Akshya Patra) schools it is being cooked at the residence of cooks.</p> <p>c. Kitchen in 26 schools have proper smoke ventitation and hygienically safe.</p> <p>d. Cooking gas in used in 27 schools and fire wood in 8 schools, while 5 schools are using both type of fuels for food preparation.</p> <p>e. There is no instance of food not being cooked in any of the sampled schools due to non-availability of fuel.</p>	
	<p><b>2. Kitchen Devices</b></p> <p>i) Whether cooking utensils are available in the school?</p> <p>ii) Source of funding for cooking and serving utensils – Kitchen Devices fund/MME/Community contribution/others.</p> <p>iii) Whether eating plates etc. are available in the school?</p> <p>iv) Source of funding for eating plates MME/Community contribution/others?</p>	
	<p>i) Cooking utensils are available in edequate numbers in all 36 sampled schools, where food is being cooked at school level.</p> <p>ii) Cooking and serving utensils have been purchaged under kitchen device fund in 21 schools; in 14 schools by SFG budget and in 1 school by community contribution.</p> <p>iii) Eating plates and thalees are available for children in all 40 sampled schools.</p>	

	iv) These plates and thalees have been managed by kitchen device fund in 11 schools; in 24 schools by SFG fund and in 1 school by community support.	
	<b>3. Availability of storage bins</b>	
	Whether storage bins are available for foodgrains? If yes, what is the source of their procurement?	
	<ul style="list-style-type: none"> <li>Steel store bin with cover are available in 33 schools, which have been purchased by SFG budget in 23 schools, in 7 schools by kitchen device and in 6 schools by public contribution.</li> </ul>	
	<b>4. Toilets in the school</b>	
	i) Is separate toilet for the boys and girls are available? Are toilets usable?	
	i) Separate toilets for girls are available in 36 schools while for boys it is in 32 schools. 2 schools for boys and 4 schools for girls have no toilets facility, it is regrettable.	
	ii) Toilets in 30 (out of 40) schools are in usable condition.	
	<b>5. Source of potable water</b>	
	i) Is Tap water/tube well/hand pump/well/Jet pump available?	
	ii) Any other source	
	(i) Safe drinking water facility has been made available through handpumps in 23 (57.5%) schools; in 11 (27.5%) schools by tap and tube-well is the source of water in 5 (12.5%) schools. In 1 school there is no source of drinking water, it is unfortunate.	
	(ii) In 1 school, where water is not available, children bring water bottle from their home.	
	<b>6. Availability of fire extinguishers</b>	
	<ul style="list-style-type: none"> <li>Fire extinguisher is available in 35 (87.5%) schools.</li> </ul>	
	<b>7. Availability of IT infrastructure</b>	
	a) Number of computers available in the school (if any).	
	b) Availability of internet connection (if any).	
	c) Using any IT/IT enabled services based solutions/services (like e-learning etc.) (if any)	
	<ul style="list-style-type: none"> <li>There are 56 computers available in 23 schools, out of them 3 schools (KGBV) have internet connection, but internet facility is being used only in 2 schools.</li> </ul>	
<b>13.</b>	<b>Safety &amp; Hygiene</b>	
	i. General Impression of the environment, Safety and hygiene.	Observation/ interaction

	<ul style="list-style-type: none"> <li>ii. Are children encouraged to wash hands before and after eating.</li> <li>iii. Do the children partake meals in an orderly manner?</li> <li>iv. Conservation of water?</li> <li>v. Is the cooking process and storage of fuel safe, not posing any fire hazard?</li> </ul>	
	<ul style="list-style-type: none"> <li>i. With reference is MDM preparation, the general impression about environment, safety and hygiene is good in 8 (20%) schools, and satisfactory in 32 (80%) schools.</li> <li>ii. Children are encouraged to wash their hands before and after taking meal in most of the schools.</li> <li>iii. Children take meal in a disciplined manner in 38 (95%) schools.</li> <li>iv. The habit of water conservation has been found in 36 (90%) schools.</li> <li>v. The process of cooking and storage of fuel is safe and not posing any fire hazard in any of the school.</li> </ul>	
<p><b>14.</b></p>	<p><b><u>Community Participation</u></b></p> <ul style="list-style-type: none"> <li>i) Extent of participation by Parents/VECs/Panchayats/Urban bodies in daily supervision, monitoring.</li> <li>ii) Is any roster of community members being maintained for supervision of the MDM?</li> <li>iii) Is there any social mechanism in the school?</li> <li>iv) Number of meetings of SMC held during the monitoring period.</li> <li>v) In how many of these meeting issues related to MDM were discussed?</li> </ul>	<p>Discussion with head teacher, teacher, Parents, VEC, Gram Panchayat members</p>
	<ul style="list-style-type: none"> <li>i) SMC members, parents and elected representatives visit schools for monitoring of MDM scheme: <ul style="list-style-type: none"> <li>- Weekly in 2 (5%) schools</li> <li>- Monthly in 30 (75%) schools</li> <li>- Quarterly in 7 (17.5%) schools</li> <li>- Half yearly in 1 (2.5%) schools</li> </ul> </li> <li>ii) There is no roaster for such visits of community members maintained in any of the sampled school.</li> <li>iii) The mechanism of social audit exists in 24 (60%) schools.</li> </ul>	

	<p>iv) During last academic session there was an average of 8 SMC meetings in each school.</p> <p>v) Issues related to MDM were discussed on and average in 3 SMC meetings in each school.</p>	
<b>15.</b>	<p><b><u>Inspection &amp; Supervision</u></b></p> <p>i) It there any inspection Register available at school level?</p> <p>ii) Whether school has received any funds under MME component?</p> <p>iii) Whether State/District/Block level officers/officials inspecting the MDM Schemes?</p> <p>iv) The frequency of such inspections?</p>	<p>School records, discussion with head teacher, teachers, VEC, Gram Panchayat members</p>
	<p>i) 34 (85%) schools have maintained register for comments and observations with regard to MDMS.</p> <p>ii) Till the time of field visit only 18 (45%) schools have received budget under management monitoring and evaluation (MME) head, 22 (55%) schools are deprived of it.</p> <p>iii) According to most of the schools, MDM scheme has been monitored by State, District and Block level officials.</p> <p>iv) Number of schools visited by these different level official during in last year are as:</p> <ul style="list-style-type: none"> <li>• Collector/SDM and State level officials – 21 schools</li> <li>• DEO/DPC/ADPC/DIET district level officials – 58 schools</li> <li>• BEO/ABEO; Block level officials – 112 schools</li> <li>• Elected people representatives - 35 schools</li> </ul>	
<b>16.</b>	<p><b><u>Impact of MDMS</u></b></p> <p>i) Has the mid day meal improved the enrollment, attendance of children in school?</p> <p>ii) Whether mid day meal has helped in improvement of the social harmony?</p> <p>iii) Whether mid day meal has helped in improvement of the nutritional status of the children?</p>	<p>School records, discussion with head teacher, teachers, students, VEC, Gram Panchayat members.</p>
	<p>i) According to 35 (87.5%) schools, there is no positive impact on enrollment of children; only 5 schools have stated about positive impact on enrolment.</p>	

	<ul style="list-style-type: none"> <li>• Attendance of children has improved due to MDM according to 16 (40%) schools.</li> <li>• There is positive impact of MDM on the health of children according to 31 (77.5%) schools.</li> </ul> <p>ii) MDM has helped tremendously in improving social harmony as per the views of 38 (95%) schools.</p> <p>iii) Nutritional status of children has improved owing to MDMS according 38 (95%) schools.</p>	
17.	<p><b><u>Grievance Redressal Mechanism</u></b></p> <p>i) Is any grievance redressal mechanism in the district for MDMS?</p> <p>ii) Whether the district/block/school having any toll free number?</p>	<p>Observation/ interaction with teacher, children, community members.</p>
18.	<p><b>General comment</b></p> <p>1. MDM is indeed a successful programme particularly in improving the enrollment, attendance and health of the children. The role of SMCs and community participation in the management and monitoring of MDMS is not upto the expectation.</p> <p>2. The State Government has raised the quantity of food grains (Rice/Wheat) from 100 grams to 200 grams for students of class 1 to 5 and from 150 grams to 300 grams for students of Class 6 to 8 in areas dominated by Sahariya Tribe. Perhaps the decision in this regard has been taken in view of under-nurished condition of Tribal children. But during observation of MDM in schools located in Sahariya dominated areas Kishanganj block, it has been noticed that Sahariya children consume as much cooked food as is the norm in case of normal children. There may be slight difference but not so much as to double the quantity of food grains. In fact this situation has led to huge wastage of either cooked food (if it is cooked keeping in view the raised quantity) or there is a possibility of misappropriation of food grains supplied to schools as per the raised quantity. There is therefore, need to look into the matter afresh and take remedial measures to avoid wastage of food grains which in fact is a precious commodity.</p>	

3. In Baran District, Akshya Patra has been entrusted the responsibility to serve cooked food for MDM. However, this reputed agency, instead of supplying food from its centralized kitchen, has entrusted the responsibility to certain persons who cook food for the children of a group of schools. There are quite a few such groups which serve the cooked food in schools. Such an arrangement is not in keeping with the norms generally associated with Akshay Patra. The cooked food is carried to schools in unhygienic conditions and becomes cold by the time it reaches the school. This kind of arrangement for supplying cooked food for MDM in schools is an unacceptable method which should not have been allowed by the authorities. If Akshaya Patra is not in a position to establish centralized kitchen for serving cooked food in this area, it should not have been given this assignment.
4. As per prescribed menu for MDM, fruits should be served to students at least once in a week. However, the groups holding the responsibility to serve cooked food to schools on behalf of Akshay Patra, have been supplying a set of 3 or 4 Biscuits to each child instead of fruits. This is highly objectionable and raises a question mark with regard to otherwise well-earned credibility of this organization.
5. It is suggested that the MDMS authorities should take note of these comments and take suitable action.



*List of Schools with DISE code visited by MI*

**Annexure-I**

**List of Sampled Schools for Monitoring of SSA and MDMS**

**District – Baran**

S. No.	Name of the School	DISE Code	Block	Category	Date of MI Visit	Whether visited by Nodal Officer
1.	UPS Station Road, Baran	08310116301	Baran Urban	CWSN (RC)	06-01-15	Yes
2.	UPS Girls Naveen, Baran	NA	Baran Urban	CALP	06-01-15	Yes
3.	PS Sahbad Ward, Baran	08310117801	Baran Urban	Urban Deprive	06-01-15	Yes
4.	UPS Anjuman Islamia Ward No. 29 Baran	08310118102	Baran Urban	Minority	06-01-15	Yes
5.	PS Shivaji Nagar, Baran	08310117702	Baran Urban	CCE	06-01-15	Yes
6.	UPS Girls Purana Aspatal Shreeji Chauk	08310117403	Baran Urban	SC/ST	06-01-15	Yes
7.	UPS Talab pada (Krishna Colony)	08310118101	Baran Urban	Minority	06-01-15	Yes
8.	UPS Gajanpura	08310108601	Baran Urban	SC/ST	06-01-15	Yes
9.	UPS Khedli Badoliya	08310103001	Baran Rural	SC/ST	07-01-15	Yes
10.	Sec (PS) Bada	08310102403	Baran Rural	CWSN	07-01-15	Yes
11.	UPS Bamboliya Jageer	08310102501	Baran Rural	Civil Work	07-01-15	Yes
12.	UPS Chainpuriya	08310103501	Baran Rural	CALP	07-01-15	Yes
13.	Sec (UPS) Miyada	08310100404	Baran Rural	CCE	07-01-15	Yes
14.	Sec (UPS) Girls Koyla	08310100106	Baran Rural	SC/ST	07-01-15	Yes
15.	Sr. Sec. (PS) Koyla	08310100104	Baran Rural	CCE	07-01-15	Yes
16.	PS Rebarpura	08310100501	Baran Rural	CCE	07-01-15	
17.	UPS Rani Badod	08310609209	Kishanganj	KGBV	08-01-15	
18.	PS Madarsah Anjuman Islamia Ranibadod	08310609210	Kishanganj	Minority	08-01-15	
19.	UPS Girls Kishanganj	08310608809	Kishanganj	Girls Edu.	08-01-15	
20.	UPS Rampuria Jageer	08310610301	Kishanganj	CALP	08-01-15	
21.	UPS Faldi	08310610201	Kishanganj	CALP	08-01-15	
22.	UPS Peenjara	08310610401	Kishanganj	Drop out	08-01-15	
23.	UPS Girls Bhanvargarh	08310608902	Kishanganj	Civil Work	08-01-15	
24.	Sr. Sec. (UPS) Kishanganj	06088020831	Kishanganj	CALP	08-01-15	
25.	Sec (UPS)Chajawa	08310307703	Atru	KGBV (III <sup>rd</sup> )	09-01-15	
26.	UPS, Amla	08310307801	Atru	SC	09-01-15	
27.	UPS Ratanpura	08310313501	Atru	CWSN	09-01-15	
28.	UPS Bedkya	08310306401	Atru	Girls Edu.	09-01-15	
29.	UPS Naveen Atru	08310313201	Atru	CALP	09-01-15	
30.	PS Kalbelia, Atru	08310313203	Atru	SC	09-01-15	
31.	UPS Khedli Gadyan	08310314401	Atru	Civil Work	09-01-15	
32.	UPS Girls Mothpur	08310300101	Atru	NRBC	09-01-15	
33.	PS Batavdi	08310213901	Antah	SC/ST	10-01-15	
34.	UPS Girls Badva	08310212702	Antah	Girls Education	10-01-15	
35.	UPS Bambori Anta	08310217601	Antah	CWSN	10-01-15	
36.	PS Anjuman Madarsah Islamia Palayata	08310218003	Antah	Minority	10-01-15	
37.	UPS Molkhi	08310213401	Antah	CALP	10-01-15	
38.	UPS Lisadi	08310211501	Antah	Gender Gap	10-01-15	
39.	UPS Khajurna Kalan	08310211204	Antah	KGBV	10-01-15	
40.	UPS Devpura Banjara	08310211301	Antah	CALP	10-01-15	



**Annexure-II****List of schools with Discrepancy regarding MDMS****District – Baran**

<b>Item No.</b>	<b>Details of Discrepancy</b>	<b>S.No.</b>	<b>School Name</b>	<b>Blocks</b>
1 (i)	Buffer Stock of food grains of one month's requirement is not maintained in Schools	1	Sr. Sec. (UPS) Kishanganj	Kishanganj
1 (ii)	Food grains not delivered at school level by lifting agency.	1	UPS Station Road, Baran	Baran
		2	UPS Girls Naveen, Baran	Baran
		3	PS Sahbad Ward, Baran	Baran
		4	PS Shivaji Nagar, Baran	Baran
		5	UPS Gajanpura	Baran
		6	UPS Bamboliya Jageer	Baran Rural
		7	UPS Chainpuriya	Baran Rural
		8	Sec (UPS) Miyada	Baran Rural
		9	Sec (UPS) Girls Koyla	Baran Rural
		10	Sr. Sec. (PS) Koyla	Baran Rural
		11	PS Rebarpura	Baran Rural
		12	Sr. Sec. (UPS) Kishanganj	Kishanganj
1 (iv)	Quality of food grains received by schools was not satisfactory	1	UPS Gajanpura	Baran
2(i)	Funds for the honorarium of cooks not released timely	1	UPS Station Road, Baran	Baran
		2	UPS Girls Naveen, Baran	Baran
		3	PS Sahbad Ward, Baran	Baran
		4	UPS Anjuman Islamia Ward No. 29 Baran	Baran
		5	PS Shivaji Nagar, Baran	Baran
		6	UPS Girls Purana Aspatal Shreeji Chauk	Baran
		7	UPS Gajanpura	Baran
		8	Sec (PS) Bada	Baran Rural
		9	UPS Bamboliya Jageer	Baran Rural
		10	UPS Chainpuriya	Baran Rural
		11	Sec (UPS) Miyada	Baran Rural
		12	Sec (UPS) Girls Koyla	Baran Rural
		13	Sr. Sec. (PS) Koyla	Baran Rural
		14	Sr. Sec. (UPS) Kishanganj	Kishanganj
		15	UPS, Amla	Atru
		16	PS Batavdi	Antah

3(i)	Delay in receiving cooking cost	1	UPS Station Road, Baran	Baran
		2	UPS Girls Naveen, Baran	Baran
		3	PS Sahbad Ward, Baran	Baran
		4	UPS Anjuman Islamia Ward No. 29 Baran	Baran
		5	PS Shivaji Nagar, Baran	Baran
		6	UPS Girls Purana Aspatal Shreeji Chauk	Baran
		7	UPS Gajanpura	Baran
		8	Sec (PS) Bada	Baran Rural
		9	UPS Bamboliya Jageer	Baran Rural
		10	UPS Chainpuriya	Baran Rural
		11	Sec (UPS) Miyada	Baran Rural
		12	Sec (UPS) Girls Koyla	Baran Rural
		13	Sr. Sec. (PS) Koyla	Baran Rural
		14	Sr. Sec. (UPS) Kishanganj	Kishanganj
		15	UPS, Amla	Atru
		16	PS Batavdi	Antah
4.(ix)	Training for Cook cum Helpers not given	1.	UPS Anjuman Islamia Ward No. 29 Baran	Baran
		2.	UPS Gajanpura	Baran
		3	UPS Khedli Badoliya	Baran Rural
		4	Sec (PS) Bada	Baran Rural
		5	UPS Bamboliya Jageer	Baran Rural
		6	UPS Chainpuriya	Baran Rural
		7	Sec (UPS) Miyada	Baran Rural
		8	Sec (UPS) Girls Koyla	Baran Rural
		9	UPS Rani Badod KGBV	Kishanganj
		10	UPS Khajurna Kalan KGBV	Antah
6.(ii)	Unsatisfactory Quantity of Mid Day Meal	1	UPS Devpura Banjara	Antah
7(v)	No Adequate micro nutrition in Mid Day Meal	1	UPS Devpura Banjara	Antah
8.(i)	Display of information as per RTE Act. 2009; (a) information regarding stock of food grains.		All 40 sampled schools do not display information regarding stock of food grains	
	(d) Displaying information regarding no. of children availing MDM.		All 40 sampled schools do not display information regarding no. of children availing MDM.	

8.(ii)	Displaying MDM Logo		All schools except the following do not display the required information :	
		1.	PS Madarsah Anjuman Islamia Ranibadod	Kishanganj
		2	UPS Girls Bhanvargarh	Kishanganj
		3	UPS, Amlı	Atru
		4	UPS Ratanpura	Atru
		5	UPS Bedkya	Atru
		6	PS Kalbelia, Atru	Atru
		7	UPS Khedli Gadyan	Atru
		8	UPS Girls Mothpur	Atru
		9	PS Batavdi	Antah
		10	UPS Bambori Anta	Antah
		11	UPS Molkhi	Antah
11.2 (i)	Health register is not maintained in the schools.	1	UPS Talab pada (Krishna Colony)	Baran
		2	UPS Bamboliya Jageer	Baran Rural
		3	PS Madarsah Anjuman Islamia Ranibadod	Kishanganj
12.1. (a)(i)	Kitchens for MDMS were not available in the schools.	1	UPS Khedli Badoliya	Baran Rural
		2	Sec (UPS) Miyada	Baran Rural
		3	Sec (UPS) Girls Koyla	Baran Rural
		4	PS Madarsah Anjuman Islamia Ranibadod	Kishanganj
		5	UPS Girls Kishanganj	Kishanganj
		6	UPS Rampuria Jageer	Kishanganj
		7	UPS Faldi	Kishanganj
		8	Sr. Sec. (UPS) Kishanganj	Kishanganj
		9	UPS Girls Mothpur	Atru
		10	UPS Bambori Anta	Antah
		11	PS Anjuman Madarsah Islamia Palayata	Antah
12.1. (a)(iii)	Constructed kitchens are not in use.	1.	PS Shivaji Nagar, Baran	Baran
		2.	UPS Bamboliya Jageer	Baran Rural
		3.	PS Rebarpura	Baran Rural
		4.	UPS Peenjana	Kishanganj
		5	Sec (UPS)Chajawa	Atru
		6	UPS, Amlı	Atru
		7	UPS Ratanpura	Atru
		8	UPS Devpura Banjara	Antah

12.1 (c)	Non availability of infrastructural facilities like Gas Connection	1	UPS Girls Naveen, Baran	Baran
		2	UPS Anjuman Islamia Ward No. 29 Baran	Baran
		3	PS Rebarpura	Baran Rural
		4	PS Madarsah Anjuman Islamia Ranibadod	Kishanganj
		5	UPS Peenjana	Kishanganj
		6	UPS Bedkya	Atru
		7	PS Kalbelia, Atru	Atru
		8	PS Batavdi	Antah
12.4	Non availability of separate toilets for boys/girls.	1	PS Shahbad Ward, Baran (Girls)	Baran Urban
		2	Sr. Sec. (UPS) Kishanganj (Girls)	Kishanganj
		3	PS Anjuman Madarsa (Boys, Girls)	Anta
		4	UPS Devpura Banjara (Girls)	Anta
		5	PS Bada (Boys)	Baran
12.5. (ii)	Schools have no source of potable water.	1	UPS Bedkya	Atru

## DISTRICT – CHITTAURGARH

S. N.	Indicators	Source of information
1.	<p><b><u>Availability of foodgrains</u></b></p> <p>i) Whether buffer stock of foodgrains for one month is available at the school?</p> <p>ii) Whether foodgrains is delivered in school in time by the lifting agency?</p> <p>iii) If lifting agency is not delivering the foodgrains at school how the foodgrains is transported upto school level?</p> <p>iv) Whether the foodgrains is of FAQ of Grade A quality?</p> <p>v) Whether food grains is released to school after adjusting the unspent balance of the previous months?</p>	<p>School level registers, MDM Registers, Head Teacher, School level MDM functionaries. SHG/implementing agency</p>
	<p>i) Buffer stock of foodgrains of one month requirement remains available at school level in 37 (92.5%) schools.</p> <p>ii) Contractor supplied food grains regularly in time to 37 (92.5%) schools including 4 KGBVs.</p> <p>iii) In case of schools not received foodgrains from contractor, 2 schools managed from other nearby schools and one school headmaster took it from market as loan.</p> <p>iv) The quality of received foodgrains is found of fare average quality (FAQ) in 39 (97.5%) schools, In one (UPS Garlin Lohar Chittor) school, the quality of food grain was below FAQ.</p> <p>v) New stock of food grains delivered in all sample schools after adjustment with the balance of old stock.</p>	
2.	<p><b><u>Timely release of funds for honorarium of cooks</u></b></p> <p>i) Whether State is releasing funds to District/block/school on regular basis in advance? If not,</p> <p>a) Period of delay in releasing funds by State to district.</p> <p>b) Period of delay in releasing funds by District to block/schools.</p> <p>c) Period of delay in releasing funds by block to schools.</p> <p>ii) Any other observations.</p>	<p>Records/observation/ interaction with teachers and any other person</p>

	<ul style="list-style-type: none"> <li>i) Only 17 (42.5%) schools have received fund for honorarium of cooks in advance.</li> <li>ii) 23 (57.5%) schools have received budget for honorarium of cooks with 2 to 4 months delay.</li> </ul>	
3.	<p><b><u>Availability of Cooking Cost</u></b></p> <ul style="list-style-type: none"> <li>i) Whether school/implementing agency has been receiving cooking cost in advance regularly?</li> <li>ii) Period of delay, if any, in receipt of cooking cost.</li> <li>iii) In case of non receipt of cooking cost how the meal is served ?</li> </ul>	School level registers, MDM Registers, Head Teacher, School level MDM functionaries, SHG/implementing agency
	<ul style="list-style-type: none"> <li>i) Cooking cost has been received in advance by 11 (27.5%) schools only.</li> <li>ii) There is delay of 2 to 6 months in receipt of cooking cost by 29 (72.5%) sampled schools.</li> <li>iii) In case of non receipt of cooking cost, Headmasters of 20 schools managed it at their own level and in 9 schools it was managed by taking loan from market.</li> </ul>	
4.	<p><b><u>Availability of Cook-cum-helpers</u></b></p> <ul style="list-style-type: none"> <li>i) Who engaged Cook-cum-helpers at schools (Department/SMC/VEC/PRI/Self Help Group/NGO/Contractor)?</li> <li>ii) If Cook-cum-helper is not engaged who cooks and serves the meal?</li> <li>iii) Is the number of cook-cum-helpers engaged in the school as per GOI norms or as per State norms?</li> <li>iv) Honorarium paid to cooks cum helpers.</li> <li>v) Mode of payment to cook-cum-helpers?</li> <li>vi) Are the remuneration paid to cook-cum-helpers regularly?</li> <li>vii) Social Composition of cook-cum-helpers (SC/ST/OBC/ Minority) ?</li> <li>viii) It there any training module for cook-cum-helpers</li> <li>ix) Whether training has been provided to cook-cum-helpers?</li> <li>x) In case the meal is prepared and transported by the Centralized kitchen/NGO, whether cook-cum-helpers have been engaged to serve the meal to the children at school level.</li> <li>xi) Whether health check-up of cook-cum-helpers has been done?</li> </ul>	Observations and discussion with children teachers, parents, VEC members, Gram Panchayat members and cooks-cum-helpers

- i) School Management Committee (SMCs) engaged cooks and helpers in 36 (90%) schools, while in 4 KGBVs, the arrangement of cooks and helpers has been made by placement agency.
- ii) Thus in each sampled school, there is cook and helper for cooking and serving meal.
- iii) In all 40 sampled schools, the cooks and helpers have been engaged as per norms of Government of India.
- iv) In schools, the honorarium of cooks and helpers is Rs.1000/- per month respectively, while in KGBVs cook gets Rs.5000/- and Rs.4000/- per month for helper.
- v) Honorarium has been paid to cook and helper by cash in 34 (85%) schools, in 6 schools it is paid by cheque.
- vi) The payment of honorarium to cook and helper is regular only in 21 (52.5%) schools.
- vii) The social category of cooks and helpers in schools is as :

Social Category	SC	ST	OBC	Muslim Minority	General	Total
Cooks	1	5	17	4	13	40
Helpers	1	4	19	2	9	34

- viii) 35 (87.5%) schools have training module for cooks and helpers.
- ix) Cooks and helpers of 35 (87.5%) schools have been given training regarding MDM preparation, serving and preservation.
- x) There is no centralized kitchen in the district, food is cooked at school level in all schools.
- xi) Cooks and helpers have not been examined medically in any of the sampled school.

5.	<p><b>Regularity in Serving Meal</b></p> <p>Whether the school is serving hot cooked meal daily? If there was interruption, what was the extent and reasons for the same?</p> <ul style="list-style-type: none"> <li>• According to feedback received from students, teachers and parents, fresh hot cooked food is being serve in all 40 sampled schools.</li> </ul>	Students, Teachers & Parents, and MDM register
6.	<p><b>Quality &amp; Quantity of Meal</b></p> <p>Feedback from children on</p> <ul style="list-style-type: none"> <li>a) Quality of meal</li> <li>b) Quantity of meal</li> </ul>	Observations of Investigation during

<p>c) Quantity of pulses used in the meal per child.</p> <p>d) Quantity of green leafy vegetables used in the meal per child.</p> <p>e) Whether double fortified salt is used?</p> <p>f) Acceptance of the meal amongst the children.</p> <p>g) Method/Standard gadgets/equipment for measuring the quantity of food to be cooked and served.</p> <p>{Please give reasons and suggestions to improve, if children were not happy}</p>	MDM service
---	-------------

The feedback received from children on :

		Good	Average	Poor
(i)	The quality of served food	8 (20.0%)	32 (80%)	0
(ii)	The quantity of meal per child	7 (17.5%)	31 (77.5%)	2 (50%)
(iii)	The quantity of pulses in meal per child	7 (17.5%)	31 (77.5%)	2 (50%)
(iv)	The quantity of green vegetable in the meal per child	6 (15.0%)	32 (80.0%)	2 (50%)

- (v) Ionized double fortified salt is being used in all 40 sampled schools.
- (vi) All children of 38 (95%) schools are taking meal with pleasure and interest, while children of 2 (5%) schools are merely satisfied with the meal.
- (vii) The quantity of food to be cooked is measured by actual weighing in 14 (35%) schools, while in 26 (65%) schools pot is taken as a measuring gadget and is used as per practice.

<p><b>7. Variety of Menu</b></p> <p>i) Who decides the menu?</p> <p>ii) Whether weekly menu is displayed at a prominent place noticeable to community?</p> <p>iii) Is the menu being followed uniformly?</p> <p>iv) Whether menu includes locally available ingredients?</p> <p>v) Whether menu provides required nutritional and calorific value per child?</p>	<p>Observations and discussion with children teachers, parents, VEC members, Gram Panchayat members and cooks. Obtain a copy of menu.</p>
--	---

- i) The menu of meal is decided by State Government according to all 40 sampled schools.
- ii) For the information of community, weekly menu of MDM is being displayed on the notice board in 28(70%) schools.
- iii) The food is being served as per decided weekly menu in 39(97.5%) schools except one school (KGBV Barada-Nimbaheda).



	<p>iv) The menu of the meal includes locally available food ingredients in all 40 sampled schools.</p> <p>v) According to 37 (92.5%) schools menu provided required nutritional and calorific value per child.</p>	
<b>8.</b>	<p><b>Display of information under RTE Act, 2009</b></p> <p>i) Display of Information under Right of Education Act, 2009 at the school level at prominent place :</p> <ol style="list-style-type: none"> <li>a) Quantity and date of foodgrains received</li> <li>b) Balance quantity of foodgrains utilized during the month.</li> <li>c) Other ingredients purchased, utilized</li> <li>d) Number of children given MDM.</li> <li>e) Daily menu</li> </ol> <p>ii) Display of MDM logo at prominent place preferably outside wall of the school.</p>	<p>Observation/ interaction with teacher, children, community members.</p>
	<p>i) The information under Right of Education act, 2009 regarding quantity and date of foodgrain received, unutilized, quantity of foodgrain at the end of month and other food ingredients purchased and utilized is not being displayed on the notice board in any of the school.</p> <ul style="list-style-type: none"> <li>• The number of children for whom MDM is being cooked is displayed on notice board in only 3 (7.5%) schools.</li> </ul> <p>ii) Even MDM logo is displayed at prominent place in only 3 (7.5%) schools.</p>	
<b>9.</b>	<p><b>Trends (Details of children availing MDM)</b></p> <p>Extent of variation (As per school records vis-à-vis Actual on the day of visit)</p> <ol style="list-style-type: none"> <li>i. Enrollment</li> <li>ii. No. of children attending the school on the day of visit.</li> <li>iii. No. of children availing MDM as per MDM Register.</li> <li>iv. No. of children actually availing MDM on the day of visit as per head count.</li> </ol>	<p>School level registers, MDM Registers Head Teachers, Schools level MDM functionaries/ Observation of the monitoring team.</p>

S.No.	Description	No.	%
(i)	The total enrollment of children in schools	4497	-
(ii)	Attendance of children on the day of school visit	2712	60.3
(iii)	No. of children availing MDM as per MDM register	2712	100.0
(iv)	No. of children actually availing MDM on the day of visit as per head count	2615	96.4

- On the day of school visit, the attendance of children was 40.9%, which is very poor, teachers say it is due to cold.
- 40.9% of enrolled and 97.2 % of children present are availing actually MDM, this is 2.8% less than the recorded number in the MDM register.
- The attendance of children on the day of team's visit was 60.3%, all of them were taking MDM as per MDM register but in fact 96.4% children were actually taking MDM.

<b>10.</b>	<b><u>Social Equity</u></b>	Observations / Probe/ interaction with the children. Parents in community members.
	(i) What is the system of serving and seating arrangements for eating?	
	(ii) Did you observe any gender or caste or community discrimination in cooking or serving or seating arrangements?	
	(iii) The name of the school where discrimination found of any kind may be mentioned in the main body of the report along with date of visit.	
	(iv) If any kind of social discrimination is found in the school, comments of the team may be given in the inspection register of the school.	

- i) Cooked food is served by cooks and helpers in 27 (67.5%) schools; by teachers in 4 (10%) schools and by students in 9 (22.5%) schools.
- The seating arrangement for taking MDM is made in verandah in 33 (82.5%) schools, in open space in 6 (15%) schools and in 1 school it is in classroom.
- ii) No discrimination regarding gender, cast and community was observed in cooking, serving and seating arrangement in any school.
- iii) NA
- iv) NA

<p><b>11.</b></p>	<p><b><u>Convergence of MDMS With Other Schemes</u></b></p> <ol style="list-style-type: none"> <li>1. Sarva Shiksha Abhiyan</li> <li>2. School Health Programme <ol style="list-style-type: none"> <li>ii) Is there school Health Card maintained for each child?</li> <li>iii) What is the frequency of health check up?</li> <li>iv) Whether children are given micronutrients (Iron, folic acid, vitamin-A dosage) and de worming medicine periodically?</li> <li>v) Who administers these medicines and at what frequency?</li> <li>vi) Whether height and weight record of the children is being indicated in the school health card.</li> <li>vii) Whether any referral during the period of monitoring.</li> <li>viii) Instances of medical emergency during the period of monitoring.</li> <li>ix) Availability of the first aid medical kit in the schools.</li> <li>x) Dental and eye check-up included in the screening.</li> <li>xi) Distribution of spectacles to children suffering from refractive error.</li> </ol> </li> <li>3. Drinking Water and Sanitation Programme <ol style="list-style-type: none"> <li>i) Whether potable water is available for drinking purpose in convergence with Drinking Water and Sanitation Programme.</li> </ol> </li> <li>4. MPLAD/MLA Scheme.</li> <li>5. Any Other Department/Scheme.</li> </ol>	<p>Teachers, Students, School Record/School health card</p>
	<p><b>(1) Convergence with SSA :</b></p> <ol style="list-style-type: none"> <li>i) Construction of new kitchen in 3 schools</li> <li>ii) Utensils for cooking and serving in 24 schools.</li> <li>iii) Provided gas connection in 7 schools.</li> </ol> <p><b>(2) Convergence with School Health Programme</b></p> <ol style="list-style-type: none"> <li>i) School health register in place of individual health card is maintained in 38 (95%) schools.</li> <li>ii) Health check up of children was done in 35 (87.5%) schools, it is annually in 34 (85%) schools, while quarterly in 1 school. There is no health check up of children in 5 (12.5%) schools. It is unfortunate.</li> </ol>	

	<p>iii) Micro-nutrients and deworming tablets have been regularly administered in 38 (95%) schools.</p> <p>iv) These medicines have been provided by State health Department to 38 (95%) schools mostly once in a year.</p> <p>v) Height and weight of children are being indicated in health register in 36(90%) schools.</p> <p>vi) No child was referred for treatment from any sampled schools during monitoring period.</p> <p>vii) No instance of medical emergency occurred in any school during monitoring.</p> <p>viii) First aid medical kit was found in 22 (55%) schools, 18 (45%) schools have no such facility.</p> <p>ix) Eyes and dental check up of children was done only in 17 (42.5%) schools.</p> <p>x) Spectacles have been provided to the children with weak eye sight in 3 schools, out of 11 schools having such type of children.</p> <p><b>(3) Convergence with sanitation programme</b></p> <ul style="list-style-type: none"> <li>• The facility of potable drinking water has been provided in 32 (80%) schools with the support of drinking water and sanitation programme.</li> </ul> <p><b>(4) Convergence with ML/MP LAD Scheme</b></p> <ul style="list-style-type: none"> <li>• No support of any kind under this scheme was reported by any school.</li> </ul>	
<p><b>12.</b></p>	<p><b><u>Infrastructure for MDM</u></b></p> <p><b>1. <u>Kitchen-cum-Store</u></b></p> <p>a) Is a pucca kitchen shed-cum-store:</p> <p>i) Constructed and in use</p> <p>ii) Under which Scheme Kitchen-cum-store constructed MDM/ SSA/Others.</p> <p>iii) Constructed but not in use (Reasons for not using)</p> <p>iv) Under construction</p> <p>v) Sanctioned, but construction not started</p> <p>vi) Not sanctioned</p> <p>b) In case the pucca kitchen-cum-store is not available, where is the food being cooked and where the foodgrains other ingredients are being stored?</p>	<p>School records, discussion with head teacher, teacher, VEC, Gram Panchayat members.</p>

<p>c) Kitchen-cum-store in hygienic condition, properly ventilated and away from classrooms.</p> <p>d) Whether MDM is being cooked by using firewood or LPG based cooking?</p> <p>e) Whether on any day there was interruption due to non-availability of firewood or LPG?</p>	
<p>(a) (i) Kitchen-cum-store has been constructed in 19 (47.5%) schools, but kitchen in 16 (40%) schools are in use.</p> <p>(ii) These kitchens have been constructed with the financial support of SSA in 5 schools, by MDM budget in 4 schools, with Panchayat Raj help in 5 schools and with community support in 5 schools.</p> <p>(iii) Constructed kitchens in 3 schools are not in use because in 2 schools, kitchen requires major repairing and in 1 school there is no smoke out let in the kitchen.</p> <p>(iv) Out of 21 schools, where kitchen is not available, only in 1 school it is under construction.</p> <p>(v) There is no budgetary sanction for construction of kitchen in remaining 20 schools.</p> <p>(vi) The construction of kitchen has not yet been sanctioned in 20 schools because cooked food was served by Nandi Foundation (NGO) in the past.</p> <p>(b) In the absence of kitchen, food ingredients are kept and food is cooked in classrooms in 22 schools in 1 school it is in headmaster's room and in 1 school (Madarsha Gandhi Nagar) at cooks residence.</p> <p>(c) Out of 19 schools, 17 have kitchen at safe distance from classrooms and have proper smoke outlets.</p> <p>(d) Only firewood is used for cooking the food in 3 schools while 37 schools have gas also.</p> <p>(e) In the absence of fuel, there is no instance of food not being cooked in any of sampled school.</p>	
<p><b>2. Kitchen Devices</b></p> <p>i) Whether cooking utensils are available in the school?</p> <p>ii) Source of funding for cooking and serving utensils – Kitchen Devices fund/MME/Community contribution/others.</p> <p>iii) Whether eating plates etc. are available in the school?</p> <p>iv) Source of funding for eating plates MME/Community contribution/others?</p>	

- i) Utensils for cooking food are available in all 40 sampled schools and these are in adequate number except in 1 school.
- ii) Fund for utensils have been made available from kitchen device fund in 26 (65%) schools, while in 14 (35%) schools it is from SFG budget.
- iii) Plates and thalees for taking meal are available in all sampled schools.
- iv) These plates etc. have been made available from kitchen device fund in 22 (55%) schools while in 18 (45%) schools it is from SFG budget.

### **3. Availability of storage bins**

- i) Store bin with cover made of steel are available in 31 (77.5%) schools.
- ii) These store bins have been managed with the support of kitchen device fund in 7 (17.5%) schools; in 19 (47.5%) schools by SFG and in 5 schools it is with the help of community.

### **4. Toilets in the school**

- i) Is separate toilet for the boys and girls are available?
- ii) Are toilets usable?

- i) Separate toilets for girls are available in 39 (97.5%) schools, while it is in 33 (82.5%) schools for boys.
- ii) Available toilets are in usable condition in 36 (90%) schools.

### **5. Sources of drinking water in schools**

- i) Is Tap water/tube well/hand pump/well/Jet pump available?
- ii) Any other source

- i) The source of drinking water is tap in 18 (45%) schools; tube wells in 12 (30%) schools and in 8 (20%) schools hand pump is the source of water.
- ii) In 2 (5%) schools, there is no source of drinking water, headmaster manages it by community support through water tanker.

### **6. Availability of fire extinguishers**

- Fire extinguisher instrument is available in 33 (82.5%) schools.

	<p><b>7. Availability of IT infrastructure</b></p> <p>a) Number of computers available in the school (if any).</p> <p>b) Availability of internet connection (if any).</p> <p>Using any IT/IT enabled services based solutions/services (like e-learning etc.) (if any)</p>	
13.	<p><b>Safety &amp; Hygiene</b></p> <p>i. General Impression of the environment, Safety and hygiene.</p> <p>ii. Are children encouraged to wash hands before and after eating.</p> <p>iii. Do the children partake meals in an orderly manner?</p> <p>iv. Conservation of water?</p> <p>v. Is the cooking process and storage of fuel safe, not posing any fire hazard?</p>	Observation/ interaction
14.	<p><b>Community Participation</b></p> <p>i) Extent of participation by Parents/VECs/Panchayats/Urban bodies in daily supervision, monitoring.</p> <p>ii) Is any roster of community members being maintained for supervision of the MDM?</p> <p>iii) Is there any social mechanism in the school?</p> <p>iv) Number of meetings of SMC held during the monitoring period.</p> <p>v) In how many of these meeting issues related to MDM were discussed?</p>	Discussion with head teacher, teacher, Parents, VEC, Gram Panchayat members

	<p>i) Parents, SMC members and PR representatives visit schools for monitoring of MDM process:</p> <ul style="list-style-type: none"> <li>• Weekly in 4 (10%) schools.</li> <li>• Monthly in 25 (62.5%) schools.</li> <li>• Quarterly in 6 (15%) schools.</li> <li>• Half-yearly in 1 (2.5%) schools.</li> <li>• Never visit in 4 (10%) schools.</li> </ul> <p>ii) Roster at community members for monitoring the MDM scheme is maintained only in 2 (5%) schools, 38 (95%) schools have not maintained such roaster.</p> <p>iii) 29 (72.5%) schools have made no arrangement for social audit of MDM scheme, such an arrangement exists in 11 (27.5%) schools.</p> <p>iv) In the preceding year, there were on an average 8 meeting in each school.</p> <p>v) MDM issue was discussed in 3 such type of meetings.</p>	
<p><b>15.</b></p>	<p><b><u>Inspection &amp; Supervision</u></b></p> <p>i) Is there any inspection Register available at school level?</p> <p>ii) Whether school has received any funds under MME component?</p> <p>iii) Whether State/District/Block level officers/officials inspecting the MDM Schemes?</p> <p>iv) The frequency of such inspections?</p>	<p>School records, discussion with head teacher, teachers, VEC, Gram Panchayat members</p>
	<p>i) 25 (62.5%) schools have maintained a register for comments and observation regarding MDM scheme.</p> <p>ii) According to 23 (57.5%) schools budgetary provisions have been made for Management Monitoring and Evaluation (MME) head.</p> <p>iii) MDM scheme has been observed by different level officials according to 38 (95%) schools.</p> <p>iv) The number of visits of schools by different level officials are as:-</p> <ul style="list-style-type: none"> <li>• State level officials - 11 schools</li> <li>• District level officials - 49 schools</li> <li>• Block level officials - 89 schools</li> <li>• Elected representatives - 36 schools</li> </ul>	



16.	<p><b>Impact of MDM scheme</b></p> <p>i) Has the mid day meal improved the enrollment, attendance of children in school?</p> <p>ii) Whether mid day meal has helped in improvement of the social harmony?</p> <p>iii) Whether mid day meal has helped in improvement of the nutritional status of the children?</p>	School records, discussion with head teacher, teachers, students, VEC, Gram Panchayat members.
	<p>i) There is no impact of MDMS on enrollment of children according to 32 (80%) schools.</p> <ul style="list-style-type: none"> <li>• 25 (62.5%) schools say that attendance of children has improved owing to MDMS scheme.</li> <li>• There is definite positive impact of MDM on the health of children according to 31 (77.5%) schools. children do get nutritional food through MDM scheme.</li> </ul> <p>ii) In the views of 36 (90%) schools, there is tremendous improvement in terms of social harmony through MDM scheme.</p> <p>iii) MDM scheme has definitely improved the nutritional status of the children according to 35 (87.5%) schools.</p>	
17.	<p><b>Grievance Redressal Mechanism</b></p> <p>i) Is any grievance redressal mechanism in the district for MDMS?</p> <p>ii) Whether the district/block/school having any toll free number?</p>	Observation/ interaction with teacher, children, community members.
	<p>i) Most (37 out of 40) of the schools are not yet been awarded grievances redressal mechanism with regard to MDM schemes.</p> <p>ii) Except in one school, there is no telephone facility for sharing problems regarding MDM scheme either at district, block and school level.</p>	
18.	<p><b>General comment</b></p> <p>1. In Chittor district, Nandi Foundation had been supplying cooked food to schools, but owing to complaints with regard to the quality of food, the contract with the Foundation was cancelled. Since then the food for MDM is being cooked in schools. But several schools do not have kitchen facilities and hence such schools have been facing problems.</p> <p>2. Some children particularly girls bring cooked food from their homes, though they take their home cooked food along with other children during MDM.</p>	

3. Strangely, despite instruction, the cooked food is not tested by the school teacher in several schools. The monitoring team has drawn the attention of the school authorities towards this lapse, and owing to its intervention the testing of cooked food has been initiated.
4. In the district, the remuneration for the cook and cooking cost are received at the school level with a delay of 2 to 4 months, though as per norms, the funds for this purpose should be given to schools in advance.
5. There has been a long standing demand for raising the remuneration of cook/helper from the present Rs. 1000/- to a more reasonable amount. It is suggested that steps in this matter should be taken as early as possible.



**Annexure-I**

**List of Sampled Schools for Monitoring of SSA and MDMS  
District – Chittaurgarh**

S. No.	Name of the School	DISE Code	Block	Category	Date of MI Visit	Whether visited by Nodal Officer
1.	UPS Girls Chanderiya	08290526407	Chittaur Urban	Girls education	12-01-15	
2.	UPS Meera Nagar	08290526209	Chittaur Urban	CWSN	12-01-15	
3.	UPS Police Line	08290526008	Chittaur Urban	CALP	12-01-15	
4.	Ps Ramdevji Chanderiya	08290526405	Chittaur Urban	CCE	12-01-15	
5.	PS Madarsah Barkatia	08290525008	Chittaur Urban	MM	12-01-15	
6.	UPS Girls Senti	08290525306	Chittaur Urban	Girls Education	12-01-15	
7.	UPS Adarsh Kila Road	08290524904	Chittaur Urban	Gender Gap	12-01-15	
8.	UPS Gadi Lohar	08290525702	Chittaur Urban	CALP	13-01-15	
9.	UPS Ravlia	08291005301	Nimbahera	Gender Gap	13-01-15	
10.	UPS Bheel Basti Bhavlia	08290115302	Nimbahera	ST	13-01-15	
11.	UPS Murlia	08291006601	Nimbahera	CALP	13-01-15	
12.	UPS Fatcher Solanki	08291004501	Nimbahera	Civil Work	13-01-15	
13.	UPS Rasoolpura	08291006901	Nimbahera	SC/ST	13-01-15	
14.	UPS Isakpura	08291019401	Nimbahera	CALP	13-01-15	
15.	UPS Girls Gadola	08291002103	Nimbahera	SC/ST	13-01-15	
16.	UPS Barda	08291002401	Nimbahera	KGBV	13-01-15	
17.	UPS Girls Putholi	08290206001	Gangrar	Girls Education	14-01-15	
18.	UPS Man Singh Ka Khera	08290209701	Gangrar	Gender Gap	14-01-15	
19.	UPS Bhawanipura	08290209601	Gangrar	CALP	14-01-15	
20.	UPS Det	08290209801	Gangrar	CWSN	14-01-15	
21.	UPS Girls Gangrar	08290212602	Gangrar	Resource Centre CWSN	14-01-15	
22.	UPS Gangrar	08290212627	Gangrar	KGBV	14-01-15	
23.	UPS Girls Bood	08290202306	Gangrar	CALP	14-01-15	
24.	PS Chamariakhera	08290202305	Gangrar	SC	14-01-15	
25.	UPS Gopal Nagar	08290502802	Chittaurgarh	SC/ST	15-01-15	Yes
26.	Sr. Sec. (PS) Semalpura	08290502706	Chittaurgarh	Special training	15-01-15	Yes
27.	UPS Surajna	08290503101	Chittaurgarh	Civil Work	15-01-15	Yes
28.	UPS Girls Anwalhera	08290501402	Chittaurgarh	CWSN	15-01-15	Yes
29.	UPS Baladarkha	08290501501	Chittaurgarh	Gender Gap	15-01-15	Yes
30.	UPS Bassikhera	08290521804	Chittaurgarh	CALP	15-01-15	Yes
31.	PS Indra Colony Bassi	08290521807	Chittaurgarh	ST	15-01-15	Yes
32.	UPS Vijaypur	08290511707	Chittaurgarh	KGBV	15-01-15	Yes
33.	UPS Bhanwarkia	08290606801	Kapasan	Civil Work	16-01-15	Yes
34.	UPS Kodiakheri	08290606601	Kapasan	MM	16-01-15	Yes
35.	UPS Kankaria	08290606301	Kapasan	CCE	16-01-15	Yes
36.	PS Gumanpura	08290608501	Kapasan	CCE	16-01-15	Yes
37.	UPS Kanzar Basti Mevda Colony	08290600401	Kapasan	Civil Work	16-01-15	Yes
38.	Sec (UPS) Deevansah Madarsah kapasan	08290615303	Kapasan	SC/ST/Minority	16-01-15	Yes
39.	UPS Peepalkheri	08290611001	Kapasan	CALP	16-01-15	Yes
40.	UPS Peepalkheri	08290611002	Kapasan	KGBV	16-01-15	Yes

**List of schools with Discrepancy regarding MDMS  
District – Chittaurgarh**

Item No.	Details of Discrepancy	S.No.	School Name	Blocks
1 (i)	Buffer Stock of food grains of one month's requirement is not maintained in Schools	1	UPS Girls Putholi	Gangrar
		2	UPS Baladarkha	Chittaur Garh
		3	UPS Bhanwarkia	Kapasan
1 (ii)	Food grains not delivered at school level by lifting agency.	1	UPS Girls Putholi	Gangrar
		2	UPS Baladarkha	Chittaur Garh
		3	UPS Bhanwarkia	Kapasan
2(i)	Funds for the honorarium of cooks not released timely	1	UPS Girls Chanderiya	Chittaur Urban
		2	UPS Meera Nagar	Chittaur Urban
		3	UPS Police Line	Chittaur Urban
		4	Ps Ramdevji Chanderiya	Chittaur Urban
		5	UPS Girls Senti	Chittaur Urban
		6	UPS Ravlia	Nimbahera
		7	UPS Bheel Basti Bhavlia	Nimbahera
		8	UPS Fatcher Solanki	Nimbahera
		9	UPS Girls Gadola	Nimbahera
		10	UPS Man Singh Ka Khera	Gangrar
		11	UPS Bhawanipura	Gangrar
		12	UPS Det	Gangrar
		13	UPS Girls Gangrar	Gangrar
		14	PS Chamariakhera	Gangrar
		15	UPS Gopal Nagar	Chittaur Garh
		16	Sr. Sec. (PS) Semalpura	Chittaur Garh
		17	UPS Surajna	Chittaur Garh
		18	UPS Bassikhera	Chittaur Garh
		19	UPS Kodiakheri	Kapasan
		20	UPS Kankaria	Kapasan
		21	PS Gumanpura	Kapasan
		22	UPS Kanzar Basti Mevda Colony	Kapasan
		23	UPS Peepalkheri	Kapasan
3(i)	Delay in receiving cooking cost	1	UPS Girls Chanderiya	Chittaur Urban
		2	UPS Meera Nagar	Chittaur Urban
		3	UPS Police Line	Chittaur Urban
		4	Ps Ramdevji Chanderiya	Chittaur Urban
		5	UPS Girls Senti	Chittaur Urban
		6	UPS Gadi Lohar	Chittaur Urban
		7	UPS Ravlia	Nimbahera
		8	UPS Bheel Basti Bhavlia	Nimbahera
		9	UPS Fatcher Solanki	Nimbahera
		10	UPS Rasoolpura	Nimbahera
		11	UPS Isakpura	Nimbahera

		12	UPS Girls Gadola	Nimbahera
		13	UPS Girls Putholi	Gangrar
		14	UPS Man Singh Ka Khera	Gangrar
		15	UPS Bhawanipura	Gangrar
		16	UPS Det	Gangrar
		17	UPS Girls Gangrar	Gangrar
		18	UPS Girls Bood	Gangrar
		19	PS Chamariakhera	Gangrar
		20	UPS Gopal Nagar	Chittaur Garh
		21	Sr. Sec. (PS) Semalpura	Chittaur Garh
		22	UPS Surajna	Chittaur Garh
		23	UPS Girls Anwalhera	Chittaur Garh
		24	UPS Baladarkha	Chittaur Garh
		25	UPS Bhanwarkia	Kapasan
		26	UPS Kodiakheri	Kapasan
		27	UPS Kankaria	Kapasan
		28	UPS Kanzar Basti Mevda Colony	Kapasan
		29	UPS Peepalkheri	Kapasan
4.(ix)	Training for Cook cum Helpers not given	1	PS Madarsah Barkatia	Chittaur Urban
		2	UPS Barda	Nimbahera
		3	UPS Girls Putholi	Gangrar
		4	UPS Vijaypur	Chittaur Garh
		5	UPS Peepalkheri	Kapasan
6.(ii)	Unsatisfactory Quantity of Mid Day Meal	1	PS Chamariakhera	Gangrar
		2	PS Indra Colony Bassi	Chittaur Garh
7(v)	No Adequate micro nutrition in Mid Day Meal	1	PS Chamariakhera	Gangrar
		2	Sr. Sec. (PS) Semalpura	Chittaur Garh
		3	PS Indra Colony Bassi	Chittaur Garh
8.(i)	Display of information as per RTE Act. 2009; (a) information regarding stock of food grains.	All 40 sampled schools do not display information regarding stock of food grains		
	(d) Displaying information regarding no. of children availing MDM.	1	UPS Adarsh Kila Road	Chittaur Urban
		2	PS Chamariakhera	Gangrar
		3	PS Indra Colony Bassi	Chittaur Garh
8.(ii)	Displaying MDM Logo	1	UPS Girls Putholi	Gangrar
		2	UPS Bassikhera	Chittaur Garh
		3	UPS Bhanwarkia	Kapasan
11.2.(i)	Health register is not maintained in the schools.	1	PS Madarsah Barkatia	Chittaur Urban
		2	Sec (UPS) Deevansah Madarsah kapasan	Kapasan
12.1. (a)(i)	Kitchens for MDMS were not available in the schools.	1	UPS Girls Chanderiya	Chittaur Urban
		2	UPS Police Line	Chittaur Urban
		3	Ps Ramdevji Chanderiya	Chittaur Urban
		4	PS Madarsah Barkatia	Chittaur Urban
		5	UPS Girls Senti	Chittaur Urban

		6	UPS Ravlia	Nimbahera
		7	UPS Bheel Basti Bhavlia	Nimbahera
		8	UPS Fatcher Solanki	Nimbahera
		9	UPS Girls Gadola	Nimbahera
		10	UPS Gopal Nagar	Chittaur Garh
		11	Sr. Sec. (PS) Semalpura	Chittaur Garh
		12	UPS Surajna	Chittaur Garh
		13	UPS Girls Anwalhera	Chittaur Garh
		14	UPS Bassikhera	Chittaur Garh
		15	PS Indra Colony Bassi	Chittaur Garh
		16	UPS Bhanwarkia	Kapasan
		17	UPS Kodiakheri	Kapasan
		18	UPS Kankaria	Kapasan
		19	PS Gumanpura	Kapasan
		20	UPS Kanzar Basti Mevda Colony	Kapasan
		21	UPS Peepalkheri	Kapasan
12.1. (a)(iii)	Constructed kitchens are not in use.	1	UPS Girls Putholi	Gangrar
		2	UPS Det	Gangrar
		3	UPS Girls Bood	Gangrar
12.1 {c}	Non availability of infrastructural facilities like Gas Connection	1	PS Madarsah Barkatia	Chittaur Urban
		2	UPS Baladarkha	Chittaur Garh
		3	Sec (UPS) Deevansah Madarsah kapasan	Kapasan
12.4 (i)	Non Availability of separate toilets for Girls/Boys	1	PS Madarsah Barkatia Gandhi Nagar, Sector- 5 (Girls)	Chittaur Urban
		2	PS Gumanpura (Boys)	Kapasan
12.5. (ii)	Schools have no source of potable water.	1	UPS Gopal Nagar	Chittaur Garh
		2	UPS Surajna	Chittaur Garh

## DISTRICT - UDAIPUR

S. N.	Indicators	Source of information
1.	<p><b><u>Availability of foodgrains</u></b></p> <p>i) Whether buffer stock of foodgrains for one month is available at the school?</p> <p>ii) Whether foodgrains is delivered in school in time by the lifting agency?</p> <p>iii) If lifting agency is not delivering the foodgrains at school how the foodgrains is transported upto school level?</p> <p>iv) Whether the foodgrains is of FAQ of Grade A quality?</p> <p>v) Whether food grains is released to school after adjusting the unspent balance of the previous months?</p>	<p>School level registers, MDM Registers, Head Teacher, School level MDM functionaries. SHG/implementing agency</p>
	<p>i) Foodgrains for one month requirement as buffer stock is available in 31 (out of 40) schools. 8 (20%) schools have no such stock and in 1 (2.5%) school cooked food is being served by Annapurna Sahkari Samiti (SHG).</p> <p>ii) Lifting agency delivered foodgrains at school level regularly in 31 (77.5%) schools.</p> <p>iii) In case of non-supply of foodgrains, Headmasters of 8 schools make arrangement at their own level.</p> <p>iv) The quality of foodgrains available in schools is of fare average quality.</p> <p>v) According to 38 (out of 40) schools, the supply of new stock of foodgrains is made after adjustment with balance stock.</p>	
2.	<p><b><u>Timely release of funds for honorarium of cooks</u></b></p> <p>i) Whether State is releasing funds to District/block/school on regular basis in advance? If not,</p> <p>d) Period of delay in releasing funds by State to district.</p> <p>e) Period of delay in releasing funds by District to block/schools.</p> <p>f) Period of delay in releasing funds by block to schools.</p> <p>ii) Any other observations.</p>	<p>Records/observation/ interaction with teachers and any other person</p>
	<p>i) Only 20 (50%) schools have received funds in advance for honorarium of cooks.</p>	

	ii) Remaining 20 (50%) schools received it with delay of 2 months.	
3.	<p><b><u>Availability of Cooking Cost</u></b></p> <p>i) Whether school/implementing agency has receiving cooking cost in advance regularly?</p> <p>ii) Period of delay, if any, in receipt of cooking cost.</p> <p>iii) In case of non receipt of cooking cost how the meal is served?</p>	School level registers, MDM Registers, Head Teacher, School level MDM functionaries, SHG /implementing agency
	<p>i) According to 24 (60%) schools, cooking cost received by them in advance.</p> <p>ii) Remaining 16 (40%) schools received cooking cost with delay of 2 months.</p> <p>iii) In case of non-availability of cooking cost, headmaster of 4 schools manage it by taking loan from market, while headmaster of 12 schools manage it from their own pocket for time being.</p>	
4.	<p><b><u>Availability of Cook-cum-helpers</u></b></p> <p>i) Who engaged Cook-cum-helpers at schools (Department/SMC/VEC/PRI/Self Help Group/NGO/Contractor)?</p> <p>ii) If Cook-cum-helper is not engaged who cooks and serves the meal?</p> <p>iii) Is the number of cook-cum-helpers engaged in the school as per GOI norms or as per State norms?</p> <p>iv) Honorarium paid to cooks cum helpers.</p> <p>v) Mode of payment to cook-cum-helpers?</p> <p>vi) Are the remuneration paid to cook-cum-helpers regularly?</p> <p>vii) Social Composition of cook-cum-helpers (SC/ST/OBC/ Minority) ?</p> <p>viii)Is there any training module for cook-cum-helpers</p> <p>ix) Whether training has been provided to cook-cum-helpers?</p> <p>x) In case the meal is prepared and transported by the Centralized kitchen/NGO, whether cook-cum-helpers have been engaged to serve the meal to the children at school level.</p> <p>xi) Whether health check-up of cook-cum-helpers has been done?</p>	Observations and discussion with children teachers, parents, VEC members, Gram Panchayat members and cooks-cum-helpers
	i) According to 35 (87.5%) schools, cook and helper have been engaged by SMCs, while in 4 schools (including 3 KGBVs) cook and helpers have been arranged by placement agency. In one	



school SHG served cooked food.

- ii) Not applicable.
- iii) Number of cooks and helpers engaged in schools are as per norms of Government of India.
- iv) The honorarium of cooks and helpers in 36 schools is Rs.1000/- per month, while in 4 residential schools (KGBVs) cook gets Rs. 5000/- and helper receives Rs. 4600/- per month.
- v) The payment of honorarium for cooks and helpers is in cash in 33 schools, while in 7 schools it is paid by cheque.
- vi) The payment of honorarium is regular and in time in 20 (50%) schools, while in remaining 20 (50%) schools it is paid with delay of 2 months.
- vii) The social category of engaged cooks and helpers in schools is as under :-

Social Category	SC	ST	OBC	Muslim Minority	General	Total
Cooks	8	9	14	1	8	40
Helpers	6	8	12	1	5	32

- viii) There is training module for cooks and helpers in 28 (70%) schools.
- ix) Training has been provided to cooks and helpers of 31 (77.5%) schools.
- x) Cooked food is being served by cooks and helpers in all 40 schools.
- xi) Cook and helper have not been checked medically in any of the school. It is a matter of serious concern.

5.	<p><b>Regularity in Serving Meal</b></p> <p>Whether the school is serving hot cooked meal daily? If there was interruption, what was the extent and reasons for the same?</p> <ul style="list-style-type: none"> <li>• As per feed back received from students, parents and teachers, hot cooked food is served regularly without any interruption in all 40 schools.</li> </ul>	Students, Teachers & Parents, and MDM register
6.	<p><b>Quality &amp; Quantity of Meal</b></p> <p>Feedback from children on</p> <ul style="list-style-type: none"> <li>a) Quality of meal</li> <li>b) Quantity of meal</li> <li>c) Quantity of pulses used in the meal per child.</li> <li>d) Quantity of green leafy vegetables used in the meal per child.</li> </ul>	Observations of Investigation during MDM service

- e) Whether double fortified salt is used?
- f) Acceptance of the meal amongst the children.
- g) Method/Standard gadgets/equipment for measuring the quantity of food to be cooked and served.

{Please give reasons and suggestions to improve, if children were not happy}

The feedback received from children on :

		Very good	Average	Poor
(a)	The quality of served food	9	31	0
(b)	The quantity of meal per child	9	31	0
(c)	The quantity of pulses in meal per child	9	31	0
(d)	The quantity of green vegetable in the meal per child	8	32	0

- (e) Double fortified ionized salt is being used in all 40 sampled schools.
- (f) Children of all 40 sampled schools are taking MDM with pleasure.
- (g) The quantity of food ingredients is taken by cooks for cooking through measuring by balance and weight in 16 (40%) schools. While in 24 (60%) schools these are taken through estimation on the basis of experience.

7. **Variety of Menu**

- i) Who decides the menu?
- ii) Whether weekly menu is displayed at a prominent place noticeable to community?
- iii) Is the menu being followed uniformly?
- iv) Whether menu includes locally available ingredients?
- v) Whether menu provides required nutritional and calorific value per child?

Observations and discussion with children teachers, parents, VEC members, Gram Panchayat members and cooks. Obtain a copy of menu.

- i) According to all 40 sampled schools the menu of MDM is decided as per State Government guidelines.
- ii) The fixed weekly menu of MDM is displayed on notice board in 35 (87.5%) schools.
- iii) In 35 schools the fixed menu is being followed uniformly.
- iv) Daily menu of MDM includes locally available ingredients in all 40 schools.
- v) According to all 40 schools, the served meal includes required nutritional and caloric value per child.

8.	<p><b>Display of information under RTE Act, 2009</b></p> <p>i) Display of Information under Right of Education Act, 2009 at the school level at prominent place</p> <p>a) Quantity and date of foodgrains received</p> <p>b) Balance quantity of foodgrains utilized during the month.</p> <p>c) Other ingredients purchased, utilized</p> <p>d) Number of children given MDM.</p> <p>e) Daily menu</p> <p>ii) Display of MDM logo at prominent place preferably outside wall of the school.</p>	Observation/ interaction with teacher, children, community members.																					
	<p>i) The information regarding quantity and date of food ingredients purchased and utilized is not displayed on the notice board in any of the sampled school.</p> <p>ii) MDM logo has been displayed at appropriate place on the wall only in 4 (10%) schools, remaining 36 schools, including 4 residential (KGBV) schools are not aware about MDM logo.</p>																						
9.	<p><b>Trends (Details of children availing MDM)</b></p> <p>Extent of variation (As per school records vis-à-vis Actual on the day of visit)</p> <p>i) Enrollment</p> <p>ii) No. of children attending the school on the day of visit.</p> <p>iii) No. of children availing MDM as per MDM Register.</p> <p>iv) No. of children actually availing MDM on the day of visit as per head count.</p>	School level registers, MDM Registers Head Teachers, Schools level MDM functionaries/ Observation of the monitoring team.																					
	<table border="1" data-bbox="225 1394 1544 1619"> <thead> <tr> <th>S.No.</th> <th>Description</th> <th>No.</th> <th>%</th> </tr> </thead> <tbody> <tr> <td>(i)</td> <td>The total enrollment of children in schools</td> <td>4533</td> <td>-</td> </tr> <tr> <td>(ii)</td> <td>Attendance of children on the day of school visit</td> <td>3063</td> <td>67.6</td> </tr> <tr> <td>(iii)</td> <td>No. of children availing MDM as per MDM register</td> <td>3063</td> <td>67.6</td> </tr> <tr> <td>(iv)</td> <td>No. of children actually availing MDM on the day of visit as per head count.</td> <td>2983</td> <td>65.8</td> </tr> </tbody> </table> <ul style="list-style-type: none"> <li>• On the day of field visit, the attendance of children was 67.6% and all of them were taking MDM as per MDM register, but as per actual head count 65.8% children were availing MDM.</li> <li>• The difference of number of children (80) who were not actually availing MDM is a matter of manipulation and misuse of MDM.</li> </ul>			S.No.	Description	No.	%	(i)	The total enrollment of children in schools	4533	-	(ii)	Attendance of children on the day of school visit	3063	67.6	(iii)	No. of children availing MDM as per MDM register	3063	67.6	(iv)	No. of children actually availing MDM on the day of visit as per head count.	2983	65.8
S.No.	Description	No.	%																				
(i)	The total enrollment of children in schools	4533	-																				
(ii)	Attendance of children on the day of school visit	3063	67.6																				
(iii)	No. of children availing MDM as per MDM register	3063	67.6																				
(iv)	No. of children actually availing MDM on the day of visit as per head count.	2983	65.8																				

10.	<p><b><u>Social Equity</u></b></p> <p>(i) What is the system of serving and seating arrangements for eating?</p> <p>(ii) Did you observe any gender or caste or community discrimination in cooking or serving or seating arrangements?</p> <p>(iii) The name of the school where discrimination found of any kind may be mentioned in the main body of the report along with date of visit.</p> <p>(iv) If any kind of social discrimination is found in the school, comments of the team may be given in the inspection register of the school.</p>	Observations / Probe/ interaction with the children. Parents in community members.
	<p>i) The MDM is served to children by cook and helper in 35 (87.5%) schools, while it is served by children themselves in 5 (12.5%) schools.</p> <ul style="list-style-type: none"> <li>• The children sit together to take MDM in verandah in 30 (75%) schools, in class rooms in 2 (5%) schools and in open space in 8 (20%) schools.</li> </ul> <p>ii) We have not seen any kind of gender, cast and community discrimination in cooking, serving and seating arrangement.</p> <p>iii) NA</p> <p>iv) NA</p>	
11.	<p><b><u>Convergence of MDMS With Other Schemes</u></b></p> <ol style="list-style-type: none"> <li>1. Sarva Shiksha Abhiyan</li> <li>2. School Health Programme</li> </ol> <p>i) Is there school Health Card maintained for each child?</p> <p>ii) What is the frequency of health check up?</p> <p>iii) Whether children are given micronutrients (Iron, folic acid, vitamin-A dosage) and de worming medicine periodically?</p> <p>iv) Who administers these medicines and at what frequency?</p> <p>v) Whether height and weight record of the children is being indicated in the school health card.</p> <p>vi) Whether any referral during the period of monitoring.</p> <p>vii) Instances of medical emergency during the period of monitoring.</p>	Teachers, Students, School Record/School health card

<ul style="list-style-type: none"> <li>viii) Availability of the first aid medical kit in the schools.</li> <li>ix) Dental and eye check-up included in the screening.</li> <li>x) Distribution of spectacles to children suffering from refractive error.</li> </ul> <p>3. Drinking Water and Sanitation Programme</p> <ul style="list-style-type: none"> <li>i) Whether potable water is available for drinking purpose in convergence with Drinking Water and Sanitation Programme.</li> </ul> <p>4. MPLAD/MLA Scheme.</p> <p>5. Any Other Department/Scheme.</p>	
<p><b>(1) Convergence with SSA :</b></p> <ul style="list-style-type: none"> <li>i) SSA provided funds to purchase utensils for kitchen in 25 (62.5%) schools and Gas connection in 4 (10%) schools.</li> </ul> <p><b>(2) Convergence with School Health Programme</b></p> <ul style="list-style-type: none"> <li>i) 39 (97.5%) schools have maintained either individual health card or health register to record the details of children. Only one school (UPS Bangroda - Mavali) has not maintained the health record of children.</li> <li>ii) Health check up of children is annual in 28 (70%) schools, while it is monthly in 6 (15%) schools. It is unfortunate that in 5 (7.5%) schools there is no health check up of children.</li> <li>iii) Micronutrients (Iron and folic acid) and de-worming medicine have been given to the children periodically in 37 (92.5%) schools.</li> <li>iv) These medicines have been administered by state health department.</li> <li>v) In all 39 (97.5%) schools, the height and weight of children is being recorded in the health register.</li> <li>vi) There was no case of any child being referred for medical care during field visit.</li> <li>vii) First aid box is found available in 32 (80%) schools.</li> <li>viii) During medical check up, eyes and teeth of children have been examined in 22 (55%) schools.</li> <li>ix) Children of weak eye sight have been provided spectacles with school support only in 3 (7.5%) schools.</li> </ul>	

	<p><b>(3) Convergence with drinking water and sanitation programme</b></p> <ul style="list-style-type: none"> <li>The facility of drinking water has been made available in 30 (75%) schools with the support of drinking water and sanitation scheme.</li> </ul> <p><b>(4) Convergence with MLA/MP LAD Scheme</b></p> <ul style="list-style-type: none"> <li>None of the schools have received any kind of support under this schemes.</li> </ul>	
12.	<p><b><u>Infrastructure for MDM</u></b></p> <p><b>1. Kitchen-cum-Store</b></p> <p>a) Is a pucca kitchen shed-cum-store:</p> <ol style="list-style-type: none"> <li>Constructed and in use</li> <li>Under which Scheme Kitchen-cum-store constructed MDM/SSA/Others.</li> <li>Constructed but not in use (Reasons for not using)</li> <li>Under construction</li> <li>Sanctioned, but construction not started</li> <li>Not sanctioned</li> </ol> <p>b) In case the pucca kitchen-cum-store is not available, where is the food being cooked and where the foodgrains other ingredients are being stored?</p> <p>c) Kitchen-cum-store in hygienic condition, properly ventilated and away from classrooms.</p> <p>d) Whether MDM is being cooked by using firewood or LPG based cooking?</p> <p>e) Whether on any day there was interruption due to non-availability of firewood or LPG?</p>	School records, discussion with head teacher, teacher, VEC, Gram Panchayat members.
	<p>(a) (i) Pucca kitchen shed cum store is available in 29 (72.5%) schools, and all of them are in use for food preparation.</p> <p>(ii) These kitchens have been constructed under MDM scheme in 22 (55%) schools, with the financial support of SSA in 6 (15%) schools and with community support in 1 school.</p> <p>(iii) Not applicable</p> <p>(iv) Kitchen-cum store is not under construction in any of the school.</p>	

- (v) Budgetary provision for the construction of kitchen does not exist for any school.
- (vi) The construction of kitchen has not yet been sanctioned in 10 schools without kitchen.
- (b) In the absence of kitchen, food ingredients are kept and MDM is cooked in classrooms in 8 (20%) schools, in headmasters room in 1 school and at cook's residence in 1 school.
- (c) Out of 29 schools having kitchen, 26 schools have kitchen with proper smoke outlet and ventilation and are safe hygienically.
- (d) Only firewood is used for cooking the food in 9 (22.5%) schools while 31 (77.5%) schools have cooking gas facility also.
- (e) There is no instance of food not being cooked in the absence of fuel in any of the school.

## **2. Kitchen Devices**

- i) Whether cooking utensils are available in the school?
- ii) Source of funding for cooking and serving utensils – Kitchen Devices fund/MME/Community contribution/others.
- iii) Whether eating plates etc. are available in the school?
- iv) Source of funding for eating plates MME/Community contribution/others?

- i) Out of 39 schools, where MDM is cooked at school level, 38 (97.4%) schools have utensils for food preparation in adequate numbers.
- ii) These utensils have been made available under kitchen device fund in 25 (62.5%) schools, by school facility grant in 8 (20%) schools and with the support of SSA in 4 (10%), KGBV schools.
- iii) All the 40 schools have plates and thalees for eating MDM in adequate numbers.
- iv) These plates and thalees have been obtained under school facility grant in 24 (60%) schools, by kitchen device fund in 12 (30%) schools and in 4 KGBVs with the financial support of SSA.

## **3. Availability of storage bins**

Whether storage bins are available for foodgrains? If yes, what is the source of their procurement?

- To store food ingredients, steel container with bins are available in 33 (82.5%) schools.
- These store bins have been obtained under SFG in 15 (37.5%) schools, by kitchen device fund in 9 (22.5%) schools and with community support in 9 (22.5%) schools.

	<p><b>4. Toilets in the school</b></p> <p>i) Is separate toilet for the boys and girls are available?</p> <p>ii) Are toilets usable?</p> <p>i) Separate toilets for girls and boys are available in 38 (95%) schools. PS Railway Training School (Udiapur City) and PS Buida Gayari Basti (Mavali) have no toilet facility. It is regrettable.</p> <p>ii) Toilets in 36 (90%) schools are in usable condition.</p> <p><b>5. Availability of potable water</b></p> <p>i) Is Tap water/tube well/hand pump/well/Jet pump available?</p> <p>ii) Any other source</p> <p>i) Drinking water facility is available through tap in 14 (35%) schools, tubewell in 7 (17.5%) schools and handpumps in 16 (40%) schools. In 3 (7.5%) schools there is no such type of facility; drinking water is made available in two schools with the support of community by tankers and in one school children bring water from their home.</p> <p><b>6. Availability of fire extinguishers</b></p> <ul style="list-style-type: none"> <li>32 (80%) schools have fire extinguisher machine in the school.</li> </ul> <p><b>7. Availability of IT infrastructure</b></p> <p>a) Number of computers available in the school (if any).</p> <p>b) Availability of internet connection (if any).</p> <p>Using any IT/IT enabled services based solutions/services (like e-learning etc.) (if any)</p> <p>a) There are 39 computers in 13 schools; 2 of them have internet facility though only 1 of them is using internet facility.</p>	
13.	<p><b>Safety &amp; Hygiene</b></p> <p>i. General Impression of the environment, Safety and hygiene.</p> <p>ii. Are children encouraged to wash hands before and after eating.</p> <p>iii. Do the children partake meals in an orderly manner?</p> <p>iv. Conservation of water?</p> <p>v. Is the cooking process and storage of fuel safe, not posing any fire hazard?</p>	Observation/ interaction



	<ul style="list-style-type: none"> <li>i. The safety and hygienic environment regarding MDM preparation is good in 21 (52.5%) schools, average in 18 (45%) schools and poor in 1 school.</li> <li>ii. Children are motivated to wash their hands before and after taking meal in 38 (95%) schools.</li> <li>iii. In most (97.5%) of the schools, children take meal in orderly manner.</li> <li>iv. Children have developed habit of conserving water in all schools.</li> <li>v. There is no possibility of fire hazard with regard to storage of fuel and cooking in any of the sampled school.</li> </ul>	
14.	<p><b><u>Community Participation</u></b></p> <ul style="list-style-type: none"> <li>i) Extent of participation by Parents/VECs/Panchayats/Urban bodies in daily supervision, monitoring.</li> <li>ii) Is any roster of community members being maintained for supervision of the MDM?</li> <li>iii) Is there any social mechanism in the school?</li> <li>iv) Number of meetings of SMC held during the monitoring period.</li> <li>v) In how many of these meeting issues related to MDM were discussed?</li> </ul>	Discussion with head teacher, teacher, Parents, VEC, Gram Panchayat members
	<ul style="list-style-type: none"> <li>i) SMC members, parents and elected representatives visit schools to monitor the MDM process: <ul style="list-style-type: none"> <li>• Weekly in 2 (5%) schools.</li> <li>• Monthly in 30 (75%) schools.</li> <li>• Quarterly in 6 (15%) schools.</li> <li>• Half-yearly in 1 (2.5%) schools.</li> <li>• Never visit in 1 (2.5%) schools.</li> </ul> </li> <li>ii) 37 (92.5%) schools have not maintained any roster for the inspection of MDM process, only 3 (7.5%) schools have such an arrangement.</li> <li>iii) There is no mechanism of social audit regarding MDMS in 23 (57.5%) schools, though this practice does exist in 17 (42.5%) schools.</li> <li>iv) During last academic session there have been 284 (average – 7 per school) SMC meetings across 40 schools.</li> <li>v) MDM scheme has been discussed in 120 (average – 3 per school) meetings.</li> </ul>	

15.	<p><b><u>Inspection &amp; Supervision</u></b></p> <p>i) It there any inspection Register available at school level?</p> <p>ii) Whether school has received any funds under MME component?</p> <p>iii) Whether State/District/Block level officers/officials inspecting the MDM Schemes?</p> <p>iv) The frequency of such inspections?</p>	School records, discussion with head teacher, teachers, VEC, Gram Panchayat members
<p>i) 28 (70%) schools have maintained inspection/observation register for comments regarding MDMS.</p> <p>ii) Budget for MDM for management, monitoring and evaluation has been received by 24 (60%) schools.</p> <p>iii) Officials from state/district/block level have visited 38 (95%) schools to see the MDM programme.</p> <p>iv) The visits of schools of different level official are as:</p> <ul style="list-style-type: none"> <li>- State level officials – 4 schools</li> <li>- District level officials – 48 schools</li> <li>- Block level officials – 105 schools</li> <li>- Elected representatives - 33 schools</li> </ul>		
16.	<p><b><u>Impact</u></b></p> <p>i) Has the mid day meal improved the enrollment, attendance of children in school?</p> <p>ii) Whether mid day meal has helped in improvement of the social harmony?</p> <p>iii) Whether mid day meal has helped in improvement of the nutritional status of the children?</p>	School records, discussion with head teacher, teachers, students, VEC, Gram Panchayat members.
<p>i) According to 25 (62.5%) schools, there is no impact of MDM scheme in improving the enrolment status of the children, but 28 (70%) schools say that attendance of children has improved due to MDM.</p> <p>ii) There is tremendous improvement in social harmony through MDM scheme according to 38 (95%) schools.</p> <p>iii) Children’s nutritional status has gone up owing to MDM according 37 (92.5%) schools.</p>		

17.	<p><b><u>Grievance Redressal Mechanism</u></b></p> <p>i) Is any grievance redressal mechanism in the district for MDMS?</p> <p>ii) Whether the district/block/school having any toll free number?</p>	Observation/ interaction with teacher, children, community members.
18.	<p><b><u>General comment</u></b></p> <ul style="list-style-type: none"> <li>In the district, 11 out of 40 sampled schools, have no proper kitchen cum store, it is very unfortunate. In these schools MDM is cooked either in classroom or in headmaster's office. In UPS Brahmapole, Udaipur city, MDM is being cooked in headmaster's room, where school store also exists. There is always a possibility of fire hazard.</li> </ul>	



**Annexure-I****List of Sampled Schools for Monitoring of SSA and MDMS****District - Udaipur**

S. No.	Name of the School	DISE Code	Block	Category	Date of MI Visit	Whether visited by Nodal Officer
1.	UPS Brahampol	08260523503	Udaipur Urban	Urban slum	19-01-15	Yes
2.	PS Railway Training School	08260500404	Udaipur Urban	CCE	19-01-15	Yes
3.	UPS Amba Mata	08260523501	Udaipur Urban	Minority/SC	19-01-15	Yes
4.	UPS Girls Pula	08260522102	Udaipur Urban	Urban Slum	19-01-15	Yes
5.	PS Bhopalpura	08260520905	Udaipur Urban	CCE	19-01-15	Yes
6.	UPS Girls Panchwati	08260505202	Udaipur Urban	NPEGEL (GEd)	19-01-15	Yes
7.	UPS Sector-5, Udaipur	08260523102	Udaipur Urban	CWSN	19-01-15	Yes
8.	UPS Pandit Khemraj Ayad	08260522301	Udaipur Urban	CWSN	19-01-15	Yes
9.	UPS Fanda	08260502301	Girwa	SC/ST	20-01-15	Yes
10.	PS Ambamata ki Ghati	08260502104	Girwa	CCE	20-01-15	Yes
11.	UPS Dhol ki Pati	08260502503	Girwa	KGBV/Civil Work	20-01-15	Yes
12.	PS Naya Khet	08260501003	Girwa	SC/ST	20-01-15	Yes
13.	UPS Para Khet	08260501002	Girwa	Civil Work	20-01-15	Yes
14.	UPS Manpura	08260518201	Girwa	ST	20-01-15	Yes
15.	UPS Kharva	08260518101	Girwa	SC/ST	20-01-15	Yes
16.	UPS Mamadev	08260518801	Girwa	Civil Work	20-01-15	
17.	PS Roopnagar II <sup>nd</sup>	08260204006	Badgao	MM	21-01-15	
18.	UPS Lai ka Gurha (Katara)	08260206603	Badgao	Residential school	21-01-15	
19.	PS Ramgiri	08260204006	Badgao	Resource Center/CWSN	21-01-15	
20.	UPS Girls Thoor	0826025002	Badgao	CALP	21-01-15	
21.	UPS Barodia	08260205301	Badgao	CALP	21-01-15	
22.	Sec (PS) Kadia	08260204205	Badgao	CWSN	21-01-15	
23.	UPS Girls Losing	08260209803	Badgao	NPEGEL (GEd)	21-01-15	
24.	UPS Amraji ka Gurha	08260210001	Badgao	Civil Work	21-01-15	
25.	UPS Rana	08260109901	Gogunda	Civil Work	22-01-15	
26.	PS Takion ka Bhilwara	08260108703	Gogunda	MM/RC	22-01-15	
27.	PS Khakhdi	08260107901	Gogunda	CCE	22-01-15	
28.	PS Sooran	08260106501	Gogunda	ST	22-01-15	
29.	UPS Girls Jaswantgarh	08260106301	Gogunda	CALP	22-01-15	
30.	UPS Girls Nandeshma	08260107202	Gogunda	CALP	22-01-15	
31.	UPS Nandeshma	08260107208	Gogunda	KGBV	22-01-15	
32.	UPS Naron ka Gurha	08260104702	Gogunda	General	22-01-15	
33.	PS Boida Gayari Basti	08260308508	Mavali	SC	23-01-15	
34.	PS Kalbelia Basti	08260314108	Mavali	CCE	23-01-15	
35.	UPS Bajaj Nagar	08260328401	Mavali	CALP	23-01-15	
36.	PS Dekla	08260313903	Mavali	SC/ST	23-01-15	
37.	UPS Bangroda	08260312701	Mavali	CWSN	23-01-15	
38.	UPS Tilora	08260310201	Mavali	CALP	23-01-15	
39.	UPS Mavali	08260310404	Mavali	KGBV	23-01-15	
40.	PS Jawanji ka Khera	08260310402	Mavali	Gender Gap	23-01-15	

## List of schools with Discrepancy regarding MDMS

## District – Udaipur

Item No.	Details of Discrepancy	S.No.	School Name	Blocks
1 (i)	Buffer Stock of food grains of one month's requirement is not maintained in Schools	1	PS Ambamata ki Ghati	Girwa
		2	UPS Kharva	Girwa
		3	UPS Girls Thoor	Badgao
		4	UPS Barodia	Badgao
		5	UPS Amraji ka Gurha	Badgao
		6	UPS Rana	Gogunda
		7	UPS Girls Jaswantgarh	Gogunda
		8	UPS Tilora	Mavali
1 (ii)	Food grains not delivered at school level by lifting agency.	1	PS Ambamata ki Ghati	Girwa
		2	UPS Kharva	Girwa
		3	UPS Girls Thoor	Badgao
		4	UPS Barodia	Badgao
		5	UPS Amraji ka Gurha	Badgao
		6	UPS Rana	Gogunda
		7	UPS Girls Jaswantgarh	Gogunda
		8	UPS Tilora	Mavali
2(i)	Funds for the honorarium of cooks not released timely	1	PS Railway Training School	Udaipur Urban
		2	UPS Fanda	Girwa
		3	PS Ambamata ki Ghati	Girwa
		4	UPS Manpura	Girwa
		5	UPS Kharva	Girwa
		6	UPS Mamadev	Girwa
		7	PS Roopnagar IInd	Badgao
		8	PS Ramgiri	Badgao
		9	Sec (PS) Kadia	Badgao
		10	UPS Amraji ka Gurha	Badgao
		11	UPS Rana	Gogunda
		12	PS Takion ka Bhilwara	Gogunda
		13	PS Sooran	Gogunda
		14	UPS Girls Jaswantgarh	Gogunda
		15	UPS Naron ka Gurha	Gogunda
		16	PS Boida Gayari Basti	Mavali
		17	UPS Bajaj Nagar	Mavali
		18	PS Dekla	Mavali
		19	UPS Bangroda	Mavali
		20	UPS Tilora	Mavali

3(i)	Delay in receiving cooking cost	1	PS Railway Training School	Udaipur Urban
		2	UPS Manpura	Girwa
		3	UPS Kharva	Girwa
		4	UPS Mamadev	Girwa
		5	PS Ramgiri	Badgao
		6	Sec (PS) Kadia	Badgao
		7	UPS Amraji ka Gurha	Badgao
		8	UPS Rana	Gogunda
		9	PS Takion ka Bhilwara	Gogunda
		10	UPS Girls Nandeshma	Gogunda
		11	PS Boida Gayari Basti	Mavali
		12	PS Kalbelia Basti	Mavali
		13	PS Dekla	Mavali
		14	UPS Bangroda	Mavali
		15	UPS Tilora	Mavali
		16	PS Jawanji ka Khera	Mavali
4.(ix)	Training for Cook cum Helpers not given	1.	UPS Brahampol	Udaipur Urban
		2.	PS Railway Training School	Udaipur Urban
		3	PS Naya Khet	Girwa
		4	UPS Lai ka Gurha (Katara)	Badgao
		5	PS Khakhdi	Gogunda
		6	UPS Nandeshma	Gogunda
		7	PS Boida Gayari Basti	Mavali
		8	PS Kalbelia Basti	Mavali
		9	UPS Mavali	Mavali
8.(i)	Display of information as per RTE Act. 2009; (a) information regarding stock of food grains.	All 40 sampled schools do not display information regarding stock of food grains		
	(d) Displaying information regarding no. of children availing MDM.	1	UPS Girls Panchwati	Udaipur Urban
8.(ii)	Displaying MDM Logo	2	UPS Lai ka Gurha (Katara)	Badgao
		1	UPS Girls Losing	Badgao
		3	PS Jawanji ka Khera	Mavali
11.2.(i)	Health register is not maintained in the schools.	1	UPS Bangroda	Mavali
12.1. (a)(i)	Kitchens for MDMS were not available in the schools.	1	UPS Brahampol	Udaipur Urban
		2	UPS Amba Mata	Udaipur Urban
		3	UPS Girls Pula	Udaipur Urban
		4	PS Bhopalpura	Udaipur Urban
		5	UPS Girls Panchwati	Udaipur Urban

		6	UPS Sector-5, Udaipur	Udaipur Urban
		7	UPS Pandit Khemraj Ayad	Udaipur Urban
		8	UPS Fanda	Girwa
		9	PS Ambamata ki Ghati	Girwa
		10	PS Boida Gayari Basti	Mavali
12.1 {c}	Non availability of infrastructural facilities like Gas Connection	1	Sec (PS) Kadia	Badgao
		2	UPS Girls Losing	Badgao
		3	UPS Amraji ka Gurha	Badgao
		4	PS Takion ka Bhilwara	Gogunda
		5	PS Khakhdi	Gogunda
		6	PS Sooran	Gogunda
		7	PS Boida Gayari Basti	Mavali
		8	PS Kalbelia Basti	Mavali
		9	UPS Mavali	Mavali
12.4	Non-availability of separate toilets for Boys/Girls	1	PS Railway Training School (Boys)	Udaipur Urban
		2	UPS Girls Nandeshma (Boys)	Gogunda
		3	PS Gayari Basti (Boys, Girls)	Mavali
		4	UPS (Res.) Lai ka Gurha (Girls)	Udaipur
12.5. (ii)	Schools have no source of potable water.	1	UPS Barodia	Badgao
		2	PS Dekla	Mavali

